



Jupiter Merlin Income and Growth Select I Inc

What is the Fund's objective?

To provide a return, through a combination of income and capital growth, net of fees, over the long-term (at least five years)

Cumulative Performance



	3m	6m	1yr	3yrs	5yrs
 Jupiter Merlin Income and Growth Select I Inc	-0.1	+3.0	+12.3	+5.1	+12.3
 IA Mixed Investment 40-85% Shares	+1.0	+5.3	+14.4	+6.2	+26.0
Rank within sector	204 / 224	213 / 220	185 / 217	124 / 202	168 / 174
Quartile	4	4	4	3	4

Sector	IA Mixed Investment 40-85% Shares
Asset Class	Mixed Asset
Launch Date	24-Jan-1996
Fund Size	£187.1m / \$246.9m (23-Aug-2024)
Fund Manager	John Chatfeild- Roberts Amanda Sillars David Lewis George Fox

How does FE fundinfo rate this fund?

Alpha Manager Rating John Chatfeild-
Roberts

FE fundinfo Crown Rating 

Risk Score **71**

Investment Details

Initial Charge	0.00%
Annual Charges	n/a
Note to charges	n/a
Minimum Initial Investment	£ 1,000,000
Minimum Additional Investment	£ 50,000
Dividend Policy	Apr 01 (Final), Oct 01

Prices

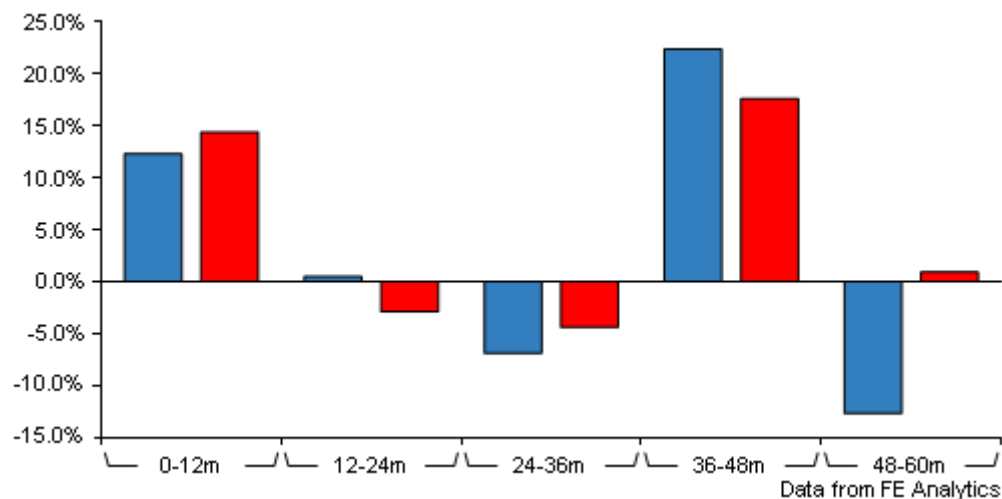
Unit Type	INC
Mid	115.28(GBX)
Price Date	23 Aug 2024
Yield	2.75

Codes

Citicode	09QR
SEDOL	B6531T1
ISIN	GB00B6531T16

Jupiter Merlin Income and Growth Select I Inc

Discrete Performance



	0-12m	12m-24m	24m-36m	36m-48m	48m-60m
Jupiter Merlin Income and Growth Select I Inc	+12.3	+0.5	-6.9	+22.4	-12.7
IA Mixed Investment 40-85% Shares	+14.4	-2.9	-4.4	+17.6	+0.9
Rank within sector	185 / 217	14 / 208	162 / 202	20 / 185	172 / 174
Quartile	4	1	4	1	4

All prices in Pence Sterling (GBX) unless otherwise specified. Price total return performance figures are calculated on a bid price to bid price basis (mid to mid for OEICs) with net income (dividends) reinvested. Performance figures are shown in Pound Sterling (GBP).

Contact Details

Address The Zig Zag Building, 70 Victoria Street, London, United Kingdom, SW1E 6SQ

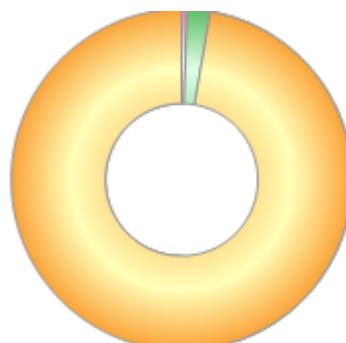
Telephone numbers +44 (0)20 3817 1000 (Dealing & Administration)
+44 (0)20 3817 1063 (Main Number)

Website www.jupiteram.com

Email clientservices@jupiteram.com

Asset Allocation (30 Apr 2024)

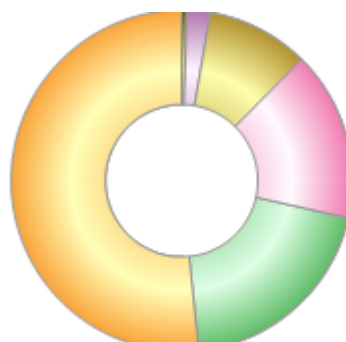
Rank	Asset Classes	%
1	Others	97.32
2	UK Equities	2.23
3	Money Market	0.45



Powered by data from FE fundinfo

Regional Breakdown (30 Apr 2024)

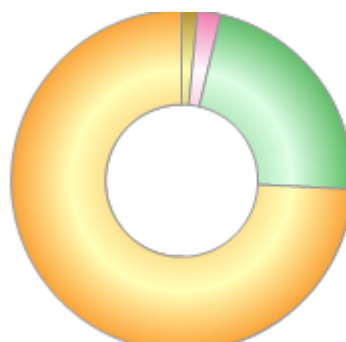
Rank	Regions	%
1	USA	51.60
2	UK	19.93
3	Luxembourg	16.13
4	Japan	9.66
5	Jersey	2.23
6	Cash & Cash Equivalents	0.45



Powered by data from FE fundinfo

Sector Breakdown (31 Jul 2024)

Rank	Sectors	%
1	UK Equities	74.20
2	Fixed Income	22.10
3	Other	2.20
4	Cash	1.50



Powered by data from FE fundinfo