

OMR Quilter Investors Investment Grade Corporate Bond (Invesco)

Fund objective

The OMR Quilter Investors Investment Grade Corporate Bond (Invesco Perpetual) fund invests solely in the Quilter Investors Investment Grade Corporate Bond fund, a sub fund of Quilter Investors OEIC, a UK authorised Open Ended Investment Company incorporated as an investment company with variable capital, managed by Quilter Investors Limited. The underlying fund aims to achieve a combination of income and capital growth and to outperform the ICE BofAML Sterling Corporate Index, net of charges, over rolling five year periods. The underlying fund may be denominated in or hold assets in a currency other than Sterling. The performance of the fund may therefore rise and fall as a result of exchange rate fluctuations. The underlying fund invests in non-investment grade high-yielding bonds. The high yield reflects a higher risk of capital loss through default. The underlying fund invests in bonds or money market instruments (including deposits with banks or other financial institutions). The yield and/or value of the fund will fluctuate as interest rates change. There is a possibility of default, reducing capital values. The underlying fund, or some of its underlying assets, may hold derivatives for investment purposes, or borrow to invest ('gearing'), and the nature of these i... (Please refer to the Trustnet Factsheet or the Provider's Own Factsheet for the full Fund Objective)

Detailed fund information

Unit name OMR Quilter Investors Investment Grade Corporate Bond (Invesco)

FE fundinfo Crown Rating

Sector Sterling Corporate Bond

Domicile United Kingdom

Fund currency GBX

Unit currency GBX

Launch date 08-Nov-2001

Fund size (as at 30-Sep-2021) £19.0m

Primary asset class Fixed Interest

Inc / Acc Accumulating

Price and charges

Bid price (as at 31-Oct-2024) GBX 184.30

Offer price (as at 31-Oct-2024) GBX 194.00

Initial charge n/a

Annual charge n/a

Codes

Citicode JDIS

ISIN GB00BB0RDG45

Management information

Fund manager Invesco Asset Management Limited

Start date 28-May-2013

Address Old Mutual House, Portland Terrace, Southampton

Tel 0808 171 2626 (Main Number)

Website www.oldmutualwealth.co.uk

Email ask@omwealth.com

Past performance overview fund vs. sector



31/10/2019 - 31/10/2024 Powered by data from FE fundinfo

Cumulative performance (%)

	YTD	3m	6m	1y	3ys	5ys
OMR Quilter Investors Investment Grade Corporate Bond (Invesco)	+0.4	+0.2	+2.3	+8.6	-4.0	-0.7
Sterling Corporate Bond	+1.5	+0.5	+3.1	+9.2	-8.5	-5.0

Discrete performance (%)

	YTD	2023	2022	2021	2020	2019
OMR Quilter Investors Investment Grade Corporate Bond (Invesco)	+0.4	+7.5	-10.7	-2.5	+5.0	+5.7
Sterling Corporate Bond	+1.5	+8.0	-16.4	-2.4	+6.1	+7.6

Growth of £1000 over 3 years

Total return performance of the fund rebased to 1000. Your actual return would be reduced by the cost of buying and selling the fund, and inflation.



01/11/2021 - 31/10/2024 Powered by data from FE fundinfo

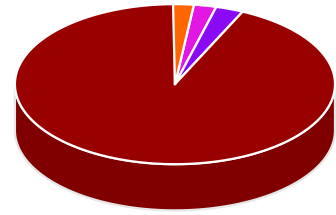
All prices in Pence Sterling (GBX) unless otherwise specified. Price performance figures are calculated on a bid price to bid price basis with net income (dividends) reinvested. Performance figures are shown in Sterling.

Source: FE fundinfo You should not use past performance as a suggestion of future performance. It should not be the main or sole reason for making an investment decision. The value of investments and any income from them can fall as well as rise. You may not get back the amount you invested. Tax concessions are not guaranteed their value will depend on individual circumstances and may change in the future. Fund performance data is based on a (bid to bid) basis and doesn't take into account fees and expenses which are specific to individual plans. Details are available on request.

OMR Quilter Investors Investment Grade Corporate Bond (Invesco)

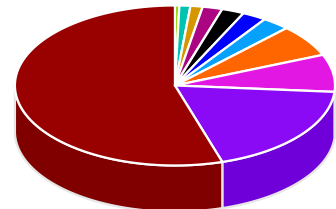
Asset allocation

Key	Rank	Asset class	% of Fund (30.09.2024)
A	1	Global Investment Grade Fixed Interest	93.1
B	2	Bonds - Not Rated	2.8
C	3	Cash	2.3
D	4	High Yield Corporate Bond	2.1
E	5	Derivatives	-0.2



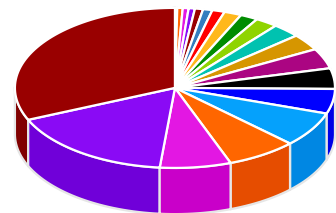
Regional breakdown

Key	Rank	Region	% of Fund (30.09.2024)
A	1	UK	54.8
B	2	USA	18.9
C	3	France	7.5
D	4	Germany	6.5
E	5	Spain	2.8
F	6	Italy	2.4
G	7	Money Market	2.3
H	8	Switzerland	2.0
I	9	Others	1.2
J	10	Japan	1.1
K	11	International	0.6
L	12	Not Specified	-0.2



Sector breakdown

Key	Rank	Sector	% of Fund (30.09.2024)
A	1	Bank	31.5
B	2	Utility	17.0
C	3	Insurance	7.2
D	4	Telecom	7.1
E	5	Property	7.0
F	6	Food	5.0
G	7	Government	4.2
H	8	Auto	4.1
I	9	Transport	3.3
J	10	Oil	2.9
K	11	Cash	2.3
L	12	Retail	1.8
M	13	Media	1.8
N	14	Consumer Non-Cyclical	1.3
O	15	Industrial	0.9
P	16	Leisure	0.8
Q	17	Foreign Government Agency	0.6
R	18	Health Care	0.6
S	19	Pharmaceutical	0.6
T	20	Investment	0.3
U	21	Service	0.2
V	22	Derivatives	-0.2



Top ten holdings

Rank	Holding	% of Fund (30.09.2024)
1	JPMORGAN CHASE & CO FLTG 0.991 APR 28 26	2.2
2	LLOYDS BANKING GROUP FLTG 2.707 DEC 03 35	1.6
3	INVESCO STERL LIQI PRTF-AGY	1.6
4	SPD FINANCE UK PLC 5.875 JUL 17 26	1.3
5	AT&T INC 4.375 SEP 14 29	1.2
6	BNP PARIBAS FLTG 2.000 MAY 24 31	1.2
7	BRITISH LAND CO 5.357 MAR 31 28	1.2
8	BNP PARIBAS FLTG 6.000 AUG 18 29	1.2
9	TESCO PROPERTY FIN 4 5.8006 OCT 13 40	1.1
10	BANK OF AMERICA CORP FLTG 1.667 JUN 02 29	1.1