



Aegon BlackRock Over 15 Years Corporate Bond Index (BLK) Pn

Fund objective

This fund aims to achieve a return consistent with the Markit iBoxx GBP Non-Gilts Over 15 Years Index. It does so by investing in investment grade corporate bonds denominated in sterling with a maturity period of 15 years or longer. The fund may also invest in permitted money market instruments, deposits and collective investment schemes.

Detailed fund information

Unit name Aegon BlackRock Over 15 Years Corporate Bond Index (BLK) Pn

FE fundinfo Crown Rating FUND RATING

Sector Sterling Corporate Bond

Domicile United Kingdom

Fund currency GBX

Unit currency GBX

Launch date 29-Oct-2009

Fund size (as at 31-Mar-2024) £23.6m

Primary asset class Fixed Interest

Inc / Acc Accumulating

Price and charges

Mid price (as at 17-May-2024) GBX 86.54

Initial charge n/a

Annual charge n/a

Codes

Citicode P60P

ISIN GB00B4NYD853

Management information

Fund manager Matthew Jackson

Start date 24-Sep-2018

Address AEGON Scottish Equitable, Edinburgh Park, Edinburgh

Tel FA (Main Number)

Website <http://www.aegon.co.uk>

Email enquiries@aegon.co.uk

Past performance overview fund vs. sector



17/05/2019 - 17/05/2024 Powered by data from FE fundinfo

Cumulative performance (%)

	YTD	3m	6m	1y	3ys	5ys
Aegon BlackRock Over 15 Years Corporate Bond Index (BLK) Pn	-2.3	+2.4	+5.6	+6.7	-27.1	-17.2
Sterling Corporate Bond	+0.3	+1.8	+4.9	+8.0	-8.5	-0.4

Discrete performance (%)

	YTD	2023	2022	2021	2020	2019
Aegon BlackRock Over 15 Years Corporate Bond Index (BLK) Pn	-2.3	+10.3	-34.9	-4.4	+15.1	+16.4
Sterling Corporate Bond	+0.3	+9.1	-17.0	-2.5	+7.5	+9.2

Growth of £1000 over 3 years

Total return performance of the fund rebased to 1000. Your actual return would be reduced by the cost of buying and selling the fund, and inflation.



■ Fund

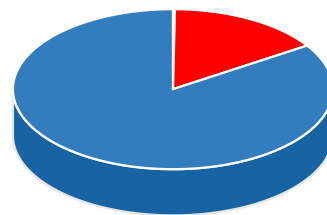
20/05/2021 - 17/05/2024 Powered by data from FE fundinfo

All prices in Pence Sterling (GBX) unless otherwise specified. Price performance figures are calculated on a bid price to bid price basis with net income (dividends) reinvested. Performance figures are shown in Sterling.

Aegon BlackRock Over 15 Years Corporate Bond Index (BLK) Pn

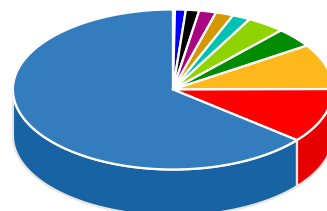
Asset allocation

Key	Rank	Asset class	% of Fund (30.04.2024)
A	1	UK Corporate Fixed Interest	84.2
B	2	UK Gilts	15.6
C	3	Global Emerging Market Government Fixed Interest	0.1
D	4	Money Market	0.1



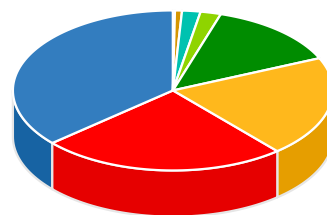
Regional breakdown

Key	Rank	Region	% of Fund (30.09.2023)
A	1	UK	64.1
B	2	USA	11.0
C	3	France	9.2
D	4	International	4.0
E	5	Germany	3.9
F	6	Mexico	1.8
G	7	Netherlands	1.8
H	8	Italy	1.7
I	9	Denmark	1.3
J	10	Sweden	1.1
K	11	Money Market	0.2



Sector breakdown

Key	Rank	Sector	% of Fund (30.04.2024)
A	1	Financial Institutions	36.4
B	2	Industrial	24.9
C	3	Utility	20.3
D	4	Agency	13.6
E	5	Sovereign	2.1
F	6	Supranational	1.9
G	7	ABS	0.7
H	8	Local Authority	0.1
I	9	Cash and/or Derivatives	0.1



Top ten holdings

Rank	Holding	% of Fund (30.04.2024)
1	ENEL FINANCE INTERNATIONAL SA MTN RegS 5.75 09/14/2040	1.7
2	ELECTRICITE DE FRANCE SA MTN RegS 5.5 10/17/2041	1.6
3	ELECTRICITE DE FRANCE SA MTN RegS 6 01/23/2114	1.5
4	AT&T INC MTN 7 04/30/2040	1.5
5	AT&T INC 4.875 06/01/2044	1.4
6	LCR FINANCE PLC 5.1 03/07/2051	1.4
7	THFC FUNDING NO 3 PLC MTN RegS 5.2 10/11/2043	1.2
8	EON INTERNATIONAL FINANCE BV MTN RegS 6.125 07/06/2039	1.2
9	PFIZER INC RegS 2.735 06/15/2043	1.2
10	GDF SUEZ MTN RegS 5 10/01/2060	1.1