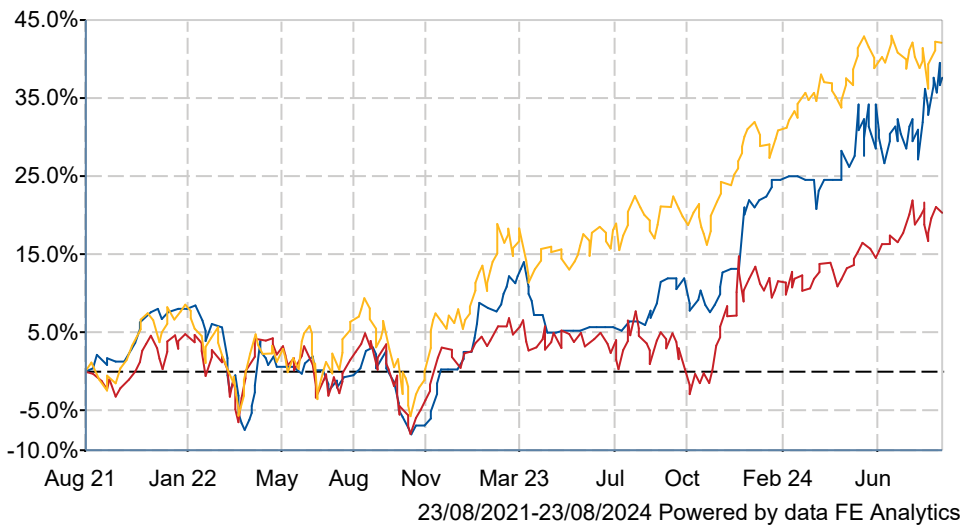





Invesco Global Equity Income Trust PLC

What is the Fund's objective?

The objective of the Fund is to achieve long-term capital growth. The Fund invests primarily in shares of companies engaged in the discretionary consumer needs worldwide, including companies engaged in meeting the demands of consumers. The Fund is actively managed and is not constrained by its benchmark, MSCI World Consumer Discretionary Index (Net Total Return), which is used for comparison purposes. However, as the benchmark is a suitable proxy for the investment strategy, it is likely that some of the Fund's holdings are also components of the benchmark. As an actively managed fund, this overlap will change and this statement may be updated from time to time. The Fund has broad discretion over portfolio construction and therefore securities, weightings and risk characteristics will differ. As a result, it is expected that over time the risk return characteristics of the Fund may diverge materially to the benchmark.


Cumulative Performance



	3m	6m	1yr	3yrs	5yrs
 Invesco Global Equity Income Trust PLC	+4.7	+10.5	+27.1	+37.6	+72.6
 Global Equity Income	+4.0	+6.9	+16.9	+20.3	+52.2
 NAV	+0.6	+5.4	+20.2	+42.0	+84.7
Rank within sector	2 / 7	2 / 7	2 / 7	2 / 7	2 / 7
Quartile	1	1	1	1	1

Sector	Global Equity Income
Asset Class	Equity
Launch Date	23-Nov-2006
Fund Size	£182.8m / \$241.1m (23-Aug-2024)
Fund Manager	Stephen Anness

How does FE fundinfo rate this fund?

FE fundinfo Crown Rating	
Risk Score	110

Investment Details

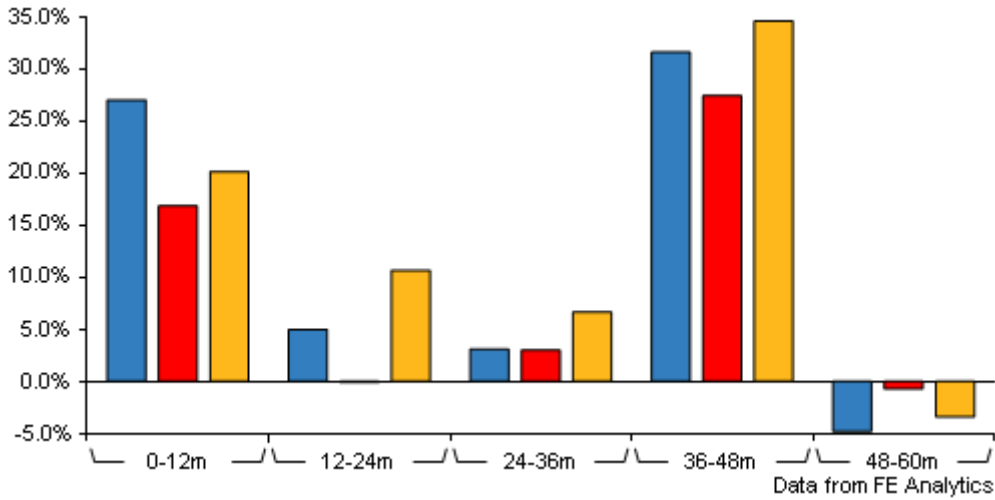
Initial Charge	n/a
Annual Charges	0.00%
Note to charges	n/a
Minimum Initial Investment	£ 1
Minimum Additional Investment	£ 1
Dividend Policy	n/a

Management Contract

Invesco Asset Management Ltd is entitled to a management fee payable quarterly of 0.75% p.a. of net assets. The manager is also entitled to a performance fee of 12.5% of the increase in net assets per Share in excess of a hurdle of the relevant benchmark plus 1% p.a. The amount of the performance fee payable in any one year will be limited to 0.75% of the net assets comprising the relevant Portfolio. Any underperformance of the benchmark or performance above the cap will be carried forward to subsequent periods.

Invesco Global Equity Income Trust PLC

Discrete Performance



	0-12m	12m-24m	24m-36m	36m-48m	48m-60m
■ Invesco Global Equity Income Trust PLC	+27.1	+5.0	+3.1	+31.7	-4.8
■ Global Equity Income	+16.9	-0.1	+3.0	+27.5	-0.7
■ NAV	+20.2	+10.7	+6.7	+34.7	-3.4
Rank within sector	2 / 7	4 / 7	5 / 7	3 / 7	4 / 7
Quartile	1	2	3	2	2

All prices in Pence Sterling (GBX) unless otherwise specified. Price total return performance figures are calculated using closing mid prices and with net income (dividends) reinvested. NAV total return performance figures are calculated using fully diluted (where applicable) daily estimated NAV figures from Thomson Financial Datastream. Performance figures are shown in Pound Sterling (GBP).

Prices

Unit Type	INC
Mid	290.00(GBX)
Price Date	23 Aug 2024
Yield	3.06
Discount	-9.45
Diluted NAV	
- Estimate	320.26
- Last Published	320.26 (22-Aug-2024)

Codes

Citicode	J978
SEDOL	B1DQ647
ISIN	GB00B1DQ6472
TIDM	IGET

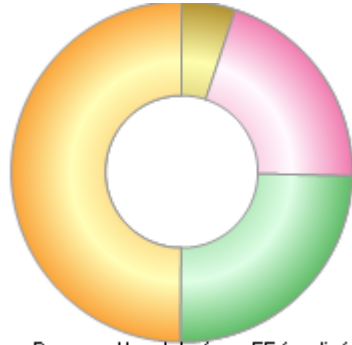
Contact Details

Address	Invesco Administration Centre, PO Box 586, Darlington, United Kingdom, DL1 9BE
Telephone numbers	MN (Fax Number) 44 20 7543 3588 (Main Number)
Website	www.invesco.co.uk
Email	enquiry@invesco.com

Invesco Global Equity Income Trust PLC

Asset Allocation (30 Jun 2024)

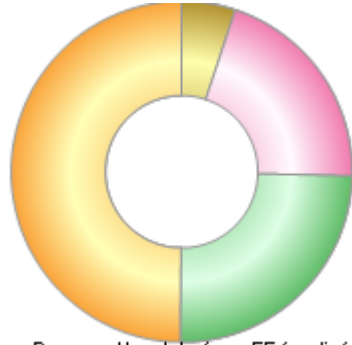
Rank	Asset Classes	%
1	North America Equities	49.90
2	Europe Equities	24.70
3	United Kingdom Equities	20.30
4	Pacific Rim - ex Japan Equities	5.10



Powered by data from FE fundinfo

Regional Breakdown (30 Jun 2024)

Rank	Regions	%
1	North America	49.90
2	Europe	24.70
3	United Kingdom	20.30
4	Pacific Rim - ex Japan	5.10



Powered by data from FE fundinfo

Top Holdings (30 Jun 2024)

Rank	Largest Holdings	%
1	3i	5.20
2	Microsoft	4.80
3	UnitedHealth	4.60
4	Texas Instruments	3.90
5	Rolls-Royce	3.80
6	Union Pacific	3.80
7	Intercontinental Exchange	3.20
8	Coca-Cola Europacific Partners	3.20
9	Azelis	3.10
10	London Stock Exchange	3.00