



## TM Natixis Loomis Sayles U.S. Equity Leaders H-I/D (GBP)

### What is the Fund's objective?

The Fund seeks to increase the value of your investment over the long term. In order to meet its objective, the Fund invests at least 80% of the Fund's assets in shares of U.S. companies, focusing on stocks of large capitalisation companies, but the Fund may invest in companies of any size. The Fund's equity investments include common stocks, preferred stocks and equity-related instruments. The Fund may invest up to 20% of its assets in equity-linked notes and tradable debt (bond) that may be converted into stocks (convertible bonds) issued by U.S. companies as well as common stocks, stocks which are entitled to a fixed dividend (preferred stock), equity-linked notes, convertible bonds and other equity-related instruments issued by non-U.S. companies traded on non-U.S. exchanges or as instruments traded on a local stock exchange representing equity issued by a foreign-listed company (depository receipts). The Fund may invest no more than 10% of its assets in undertakings for collective investment. The Fund normally invests across a wide range of sectors and industries. Loomis, Sayles & Company, L.P., the Investment Manager, employs a growth style of equity management (investing in companies that exhibit signs of above average growth). The Investment Manager aims to invest in companies when they trade at a significant discount to the estimate of actual value. On an ancillary basis, the Fund may use derivatives (financial contracts that derive their values from those of other investment instruments) to offset potential losses that may be incurred by other investments made (hedging) and for investment purposes.


### Cumulative Performance



	3m	6m	1yr	3yrs	5yrs
 TM Natixis Loomis Sayles U.S. Equity Leaders H-I/D (GBP)	+5.3	+8.2	+29.9	n/a	n/a
 IA North America	+1.6	+4.7	+20.5	+25.3	+75.3
Rank within sector	4 / 253	14 / 252	16 / 250	n/a	n/a
Quartile	1	1	1	n/a	n/a

Sector	IA North America
Asset Class	Equity
Launch Date	04-Apr-2013
Fund Size	£1,263.6m / \$1,667.2m (23-Aug-2024)
Fund Manager	Aziz Hamzaogullari

### How does FE fundinfo rate this fund?

Alpha Manager Rating	Aziz Hamzaogullari
FE fundinfo Crown Rating	
Risk Score	<b>164</b>

### Investment Details

Initial Charge	1.00%
Annual Charges	0.55%
Note to charges	Initial Charges: max.;
Minimum Initial Investment	£ 5,000,000
Minimum Additional Investment	n/a
Dividend Policy	Jan 02 (Final)

### Prices

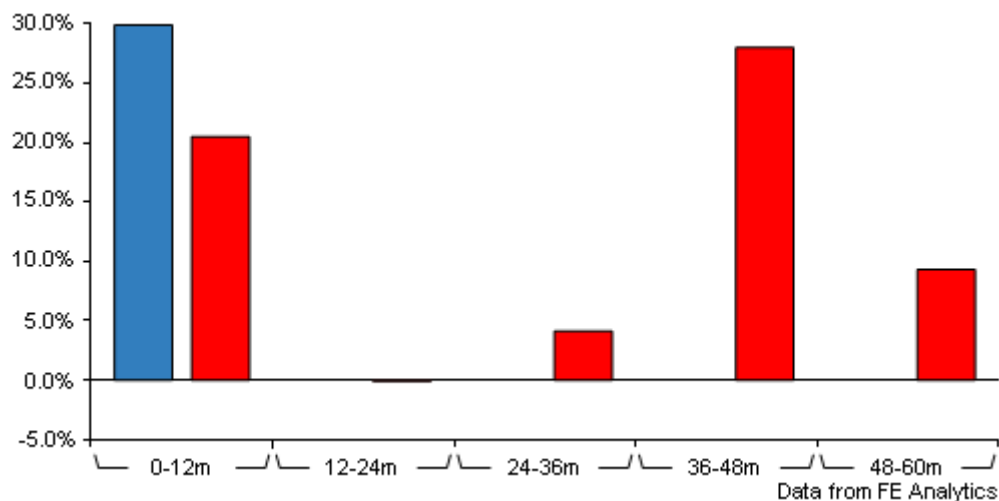
Unit Type	INC
Mid	177.09(GBP)
Price Date	23 Aug 2024
Yield	n/a

### Codes

Citicode	U7W2
SEDOL	-
ISIN	GB00B8DDPQ29

# TM Natixis Loomis Sayles U.S. Equity Leaders H-I/D (GBP)

## Discrete Performance



	0-12m	12m-24m	24m-36m	36m-48m	48m-60m
TM Natixis Loomis Sayles					
■ U.S. Equity Leaders H-I/D (GBP)	+29.9	n/a	n/a	n/a	n/a
■ IA North America	+20.5	-0.1	+4.1	+28.0	+9.3
Rank within sector	16 / 250	n/a	n/a	n/a	n/a
Quartile	1	n/a	n/a	n/a	n/a

All prices in Pence Sterling (GBX) unless otherwise specified. Price total return performance figures are calculated on a bid price to bid price basis (mid to mid for OEICs) with net income (dividends) reinvested. Performance figures are shown in Pound Sterling (GBP).

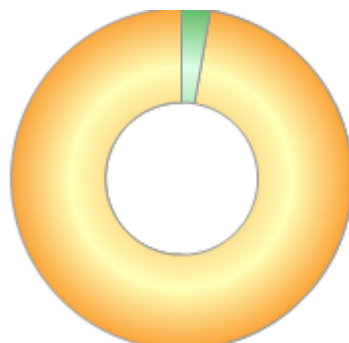
## Contact Details

Address	Exchange Building, St John's Street, Chichester, West Sussex, P019 1UP
Telephone numbers	44 (0)1243 531 234 (Main Number)
Website	<a href="http://www.tutman.co.uk">www.tutman.co.uk</a>
Email	<a href="mailto:info@thesisam.com">info@thesisam.com</a>

# TM Natixis Loomis Sayles U.S. Equity Leaders H-I/D (GBP)

## Asset Allocation (28 Jun 2024)

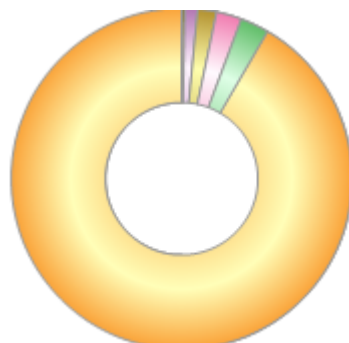
Rank	Asset Classes	%
1	Equities	97.30
2	Cash	2.70



Powered by data from FE fundinfo

## Regional Breakdown (28 Jun 2024)

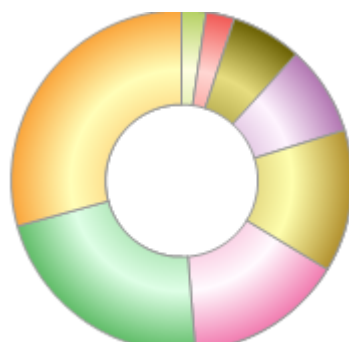
Rank	Regions	%
1	United States	91.60
2	Cash & cash equivalent	2.70
3	Denmark	2.40
4	Canada	1.80
5	Switzerland	1.20
6	China	0.30



Powered by data from FE fundinfo

## Sector Breakdown (28 Jun 2024)

Rank	Sectors	%
1	Information Technology	29.30
2	Communication Services	22.00
3	Consumer Discretionary	15.00
4	Health Care	13.50
5	Financials	8.50
6	Industrials	6.70
7	Cash & cash equivalent	2.70
8	Consumer Staples	2.30



Powered by data from FE fundinfo

## Top Holdings (28 Jun 2024)

Rank	Largest Holdings	%
1	NVIDIA CORP	9.10
2	META PLATFORMS INC	7.30

## TM Natixis Loomis Sayles U.S. Equity Leaders H-I/D (GBP)

Rank	Largest Holdings	%
3	ALPHABET INC	6.80
4	AMAZON.COM INC	6.00
5	TESLA INC	5.60
6	NETFLIX INC	5.00
7	MICROSOFT CORP	4.90
8	ORACLE CORP	4.80
9	BOEING CO/THE	4.80
10	VISA INC	4.60