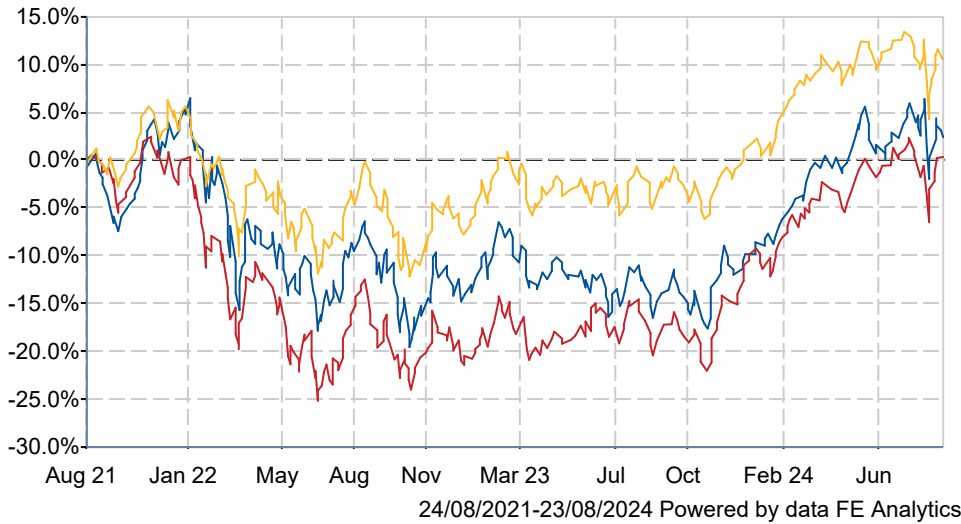





The Bankers Investment Trust Ord

What is the Fund's objective?

Over the long term, the Company aims to achieve capital growth in excess of the FTSE World Index and dividend growth greater than inflation, as measured by the UK Consumer Price Index ('CPI'), by investing in companies listed throughout the world.



Cumulative Performance



	3m	6m	1yr	3yrs	5yrs
 The Bankers Investment Trust Ord	+0.1	+6.3	+20.2	+2.5	+36.6
 Global	+0.6	+6.3	+23.7	+0.8	+35.0
 NAV	-0.7	+2.4	+15.5	+10.8	+44.7
Rank within sector	8 / 13	6 / 13	9 / 13	7 / 13	9 / 13
Quartile	3	2	3	2	3

Sector	Global
Asset Class	Equity
Launch Date	30-Dec-1964
Fund Size	£1,303.9m / \$1,720.3m (23-Aug-2024)
Fund Manager	Alex Crooke

How does FE fundinfo rate this fund?

FE fundinfo Crown Rating	
Risk Score	

Investment Details

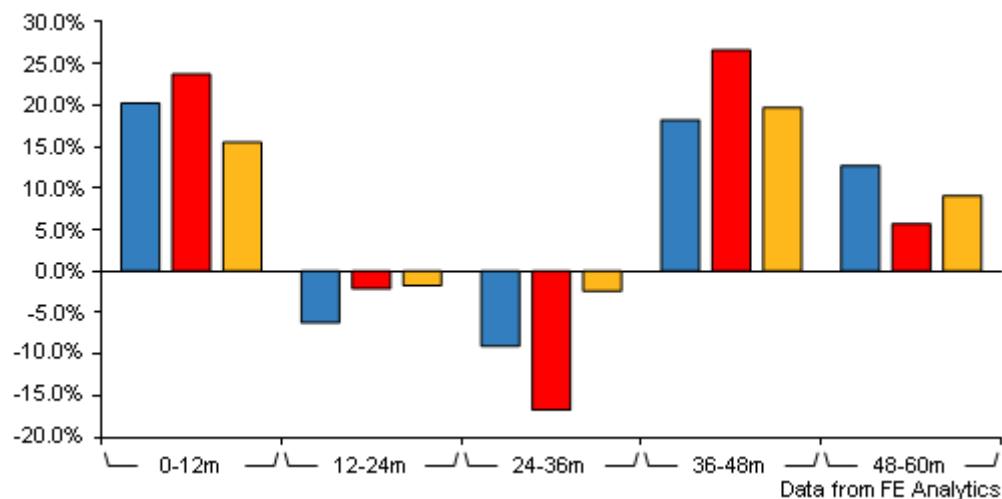
Initial Charge	0.00%
Annual Charges	0.45%
Note to charges	n/a
Minimum Initial Investment	n/a
Minimum Additional Investment	n/a
Dividend Policy	n/a

Management Contract

Investment management, accounting, company secretarial and administrative services are provided to the Company by wholly owned subsidiary companies of Henderson Group plc ('Henderson'). Under the terms of the management contract: To 31 December 2012 the basic annual management fee was 0.30% per annum of the average gross assets on the last day of October of the preceding two years. From 1 January 2013 the performance fee was abolished and from that date the basic annual management fee was 0.40% per annum of the average net assets on the last day of October in each of the preceding two years. There was no performance fee payable for the period 1 November 2012 to 31 December 2012. Following a satisfactory review with the Manager, from 1 November 2013 the management fee rate has been increased to 0.45% of net chargeable assets. The notice period for termination of the management contract is six months.

The Bankers Investment Trust Ord

Discrete Performance



	0-12m	12m-24m	24m-36m	36m-48m	48m-60m
■ The Bankers Investment Trust Ord	+20.2	-6.2	-9.0	+18.2	+12.7
■ Global	+23.7	-2.1	-16.7	+26.6	+5.7
■ NAV	+15.5	-1.7	-2.4	+19.7	+9.1
Rank within sector	9 / 13	10 / 13	7 / 13	12 / 13	5 / 13
Quartile	3	3	2	4	2

All prices in Pence Sterling (GBX) unless otherwise specified. Price total return performance figures are calculated using closing mid prices and with net income (dividends) reinvested. NAV total return performance figures are calculated using fully diluted (where applicable) daily estimated NAV figures from Thomson Financial Datastream. Performance figures are shown in Pound Sterling (GBP).

Prices

Unit Type	INC
Mid	112.60(GBX)
Price Date	23 Aug 2024
Yield	2.37
Discount	-10.56
Diluted NAV	
- Estimate	125.90
- Last Published	125.90 (22-Aug-2024)

Codes

Citicode	HE03
SEDOL	BN4NDR3
ISIN	GB00BN4NDR39
TIDM	BNKR

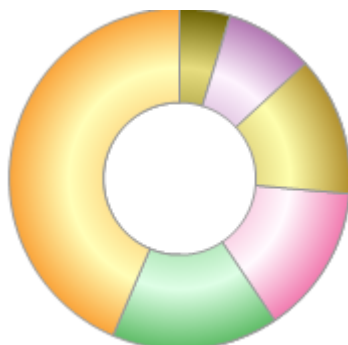
Contact Details

Address	201 Bishopsgate, London, United Kingdom, EC2M 3AE
Telephone numbers	+44 (0)20 7818 1819 (Fax Number) +44 (0)20 7818 1818 (Main Number)
Website	www.janushenderson.com

The Bankers Investment Trust Ord

Asset Allocation (30 Jun 2024)

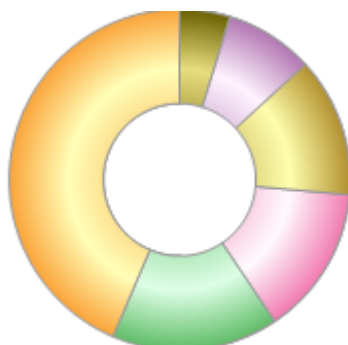
Rank	Asset Classes	%
1	North American Equities	43.60
2	European Equities	15.80
3	UK Equities	14.20
4	Japanese Equities	13.20
5	Global Emerging Market Equities	8.40
6	Asia Pacific Equities	4.80



Powered by data from FE fundinfo

Regional Breakdown (30 Jun 2024)

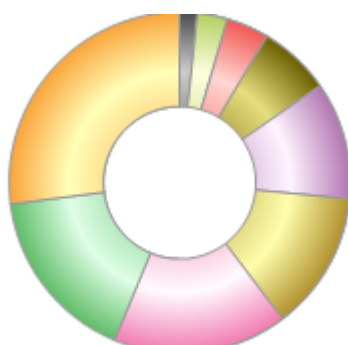
Rank	Regions	%
1	North America	43.60
2	Europe	15.80
3	United Kingdom	14.20
4	Japan	13.20
5	Emerging Markets	8.40
6	Pacific Region	4.80



Powered by data from FE fundinfo

Sector Breakdown (31 Jul 2024)

Rank	Sectors	%
1	Technology	27.44
2	Industrials	17.02
3	Financials	16.77
4	Consumer Discretionary	13.35
5	Health Care	11.33
6	Consumer Staples	6.87
7	Energy	4.13
8	Basic Materials	2.93
9	Utilities	1.67
10	Others	-1.51



Powered by data from FE fundinfo

Top Holdings (30 Jun 2024)

Rank	Largest Holdings	%
1	Microsoft	4.50
2	Apple	2.20

The Bankers Investment Trust Ord

Rank	Largest Holdings	%
3	KLA	2.20
4	Amazon.com	2.10
5	American Express	1.80
6	Alphabet	1.80
7	Visa	1.50
8	Novo Nordisk	1.50
9	Chevron	1.50
10	UnitedHealth	1.40