



Heriot Global A Acc

What is the Fund's objective?

The aim of the Fund is to provide capital appreciation over the long term (5 years or more) by investing in dividend growth companies.

Cumulative Performance



	3m	6m	1yr	3yrs	5yrs
 Heriot Global A Acc	-0.3	+1.3	+19.0	+12.7	+59.8
 IA Global	-0.1	+3.6	+16.1	+12.3	+51.6
Rank within sector	340 / 563	434 / 557	208 / 546	264 / 487	172 / 412
Quartile	3	4	2	3	2

Fund Information

Sector	IA Global
Asset Class	Equity
Launch Date	20-Mar-2013
Fund Size	£341.7m / \$450.9m (31-Jul-2024)
Fund Manager	Alan McFarlane David Keir Gavin Harvie James Curry Andrew Brown

How does FE fundinfo rate this fund?

FE fundinfo Crown Rating 

Risk Score  108

Investment Details

Initial Charge	n/a
Annual Charges	0.65%
Note to charges	n/a
Minimum Initial Investment	£ 10,000
Minimum Additional Investment	£ 1,000
Dividend Policy	Jun 01 (Final), Dec 01

Prices

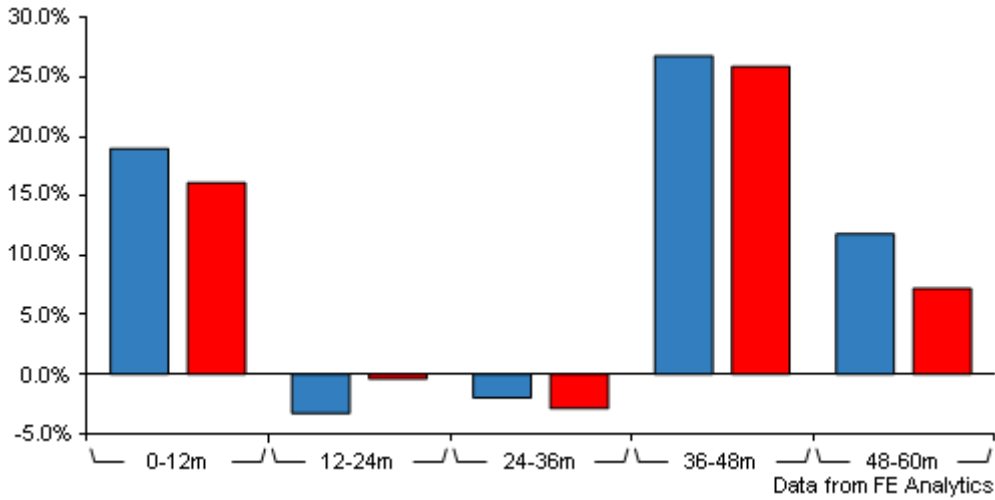
Unit Type	ACC
Mid	315.53(GBX)
Price Date	23 Aug 2024
Yield	1.14

Codes

Citicode	ICHB
SEDOL	B99M6Y5
ISIN	GB00B99M6Y59

Heriot Global A Acc

Discrete Performance



	0-12m	12m-24m	24m-36m	36m-48m	48m-60m
Heriot Global A Acc	+19.0	-3.3	-2.0	+26.8	+11.8
IA Global	+16.1	-0.4	-2.9	+25.9	+7.2
Rank within sector	208 / 546	395 / 522	235 / 487	181 / 442	118 / 411
Quartile	2	4	2	2	2

All prices in Pence Sterling (GBX) unless otherwise specified. Price total return performance figures are calculated on a bid price to bid price basis (mid to mid for OEICs) with net income (dividends) reinvested. Performance figures are shown in Pound Sterling (GBP).

Contact Details

Address 2nd Floor, 20 22 Bedford Row,
London, United Kingdom, WC1R
4EB

Telephone numbers 03459 220044 (Main Number)

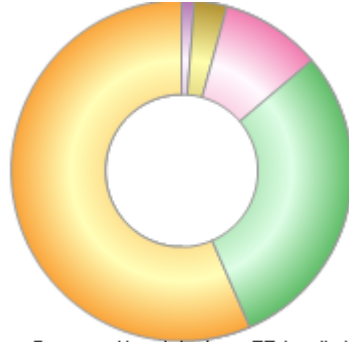
Website www.waystone.com

Email investorservices@linkgroup.co.uk

Heriot Global A Acc

Asset Allocation (31 Jul 2024)

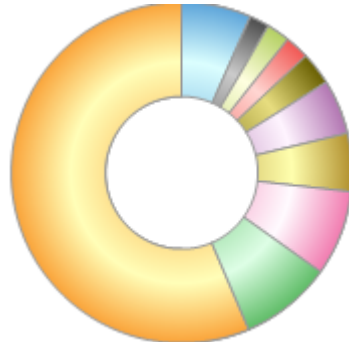
Rank	Asset Classes	%
1	North American Equities	56.53
2	European Equities	29.64
3	Asia Pacific Equities	9.54
4	UK Equities	3.12
5	Money Market	1.18



Powered by data from FE fundinfo

Regional Breakdown (31 Jul 2024)

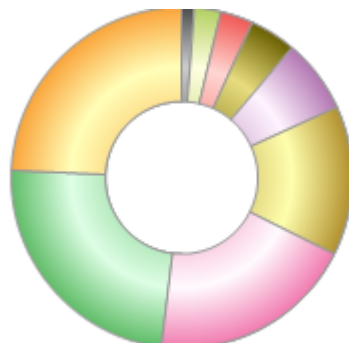
Rank	Regions	%
1	USA	56.53
2	Switzerland	8.65
3	France	8.08
4	Sweden	5.47
5	Denmark	5.17
6	UK	3.12
7	Netherlands	2.25
8	Japan	2.24
9	Taiwan	1.93
10	Others	6.56



Powered by data from FE fundinfo

Sector Breakdown (31 Jul 2024)

Rank	Sectors	%
1	Information Technology	24.33
2	Health Care	23.81
3	Financials	19.49
4	Industrials	14.15
5	Consumer Discretionary	6.97
6	Consumer Staples	4.41
7	Communications	3.13
8	Materials	2.54
9	Money Market	1.18



Powered by data from FE fundinfo

Top Holdings (31 Jul 2024)

Rank	Largest Holdings	%
1	MICROSOFT CORPORATION	3.47
2	GRAINGER(W.W.) INC	3.16

Heriot Global A Acc

Rank	Largest Holdings	%
3	BERKLEY(W.R.)CORP	3.00
4	NOVO NORDISK A/S	2.90
5	APPLIED MATERIALS, INC.	2.59
6	Atlas Copco AB Namn-Aktier A SK-,052125	2.53
7	SONOVA HOLDING reg	2.34
8	ESSILORLUXOTTICA	2.29
9	ASML HOLDING N.V.	2.25
10	BROWN & BROWN INC	2.25