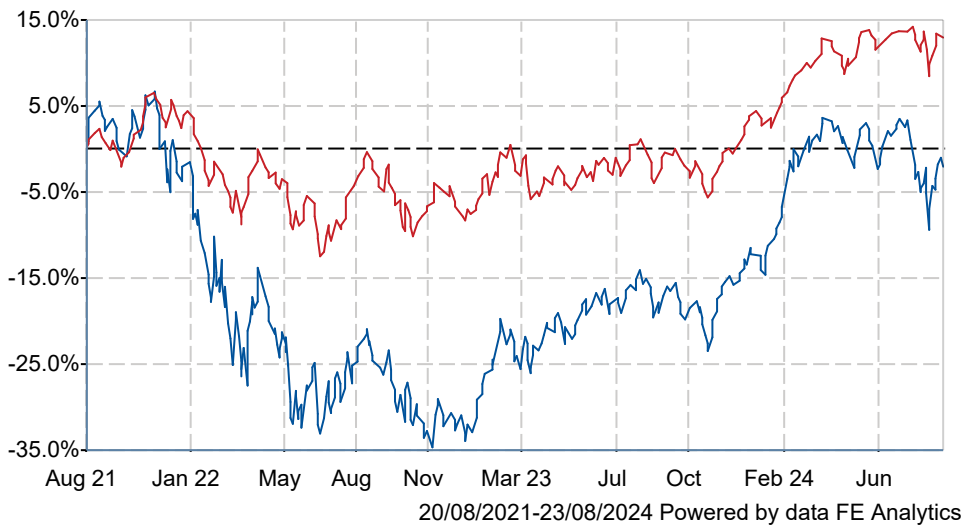




# Invesco Global Focus (UK) Z Acc

## What is the Fund's objective?

The objective of the Fund is to achieve long-term (5 years plus) capital growth. The Fund invests at least 80% of its assets in shares of companies globally. The Fund may use derivatives (complex instruments) to manage the Fund more efficiently, with the aim of reducing risk, reducing costs and/or generating additional capital or income. The Fund has an active investment approach based on stock selection driven by the fund manager's assessment of valuation. The Fund is not constrained by a benchmark and has a flexible approach with no inbuilt bias to country or sector investing in a typically concentrated portfolio of 30-40 stocks.


## Cumulative Performance



|   | 3m        | 6m        | 1yr       | 3yrs      | 5yrs      |
|---|-----------|-----------|-----------|-----------|-----------|
|  Invesco Global Focus (UK) Z Acc | -2.4      | -0.9      | +22.4     | -1.5      | +62.6     |
|  IA Global                       | +0.1      | +3.9      | +16.5     | +12.7     | +52.0     |
| Rank within sector  | 490 / 562 | 515 / 556 | 157 / 545 | 407 / 487 | 141 / 412 |
| Quartile  | 4         | 4         | 2         | 4         | 2         |

|              |                                     |
|--------------|-------------------------------------|
| Sector       | IA Global                           |
| Asset Class  | Equity                              |
| Launch Date  | 20-Oct-1997                         |
| Fund Size    | £120.9m / \$158.2m<br>(31-Jul-2024) |
| Fund Manager | John Delano                         |

## How does FE fundinfo rate this fund?

|                          |   |
|--------------------------|---|
| FE fundinfo Crown Rating |  |
| Risk Score               | <b>156</b>  |

## Investment Details

|                               |                        |
|-------------------------------|------------------------|
| Initial Charge                | 0.70%                  |
| Annual Charges                | 0.70%                  |
| Note to charges               | Initial Charges: max.; |
| Minimum Initial Investment    | £ 500                  |
| Minimum Additional Investment | £ 500                  |
| Dividend Policy               | Sep 01 (Final)         |

## Prices

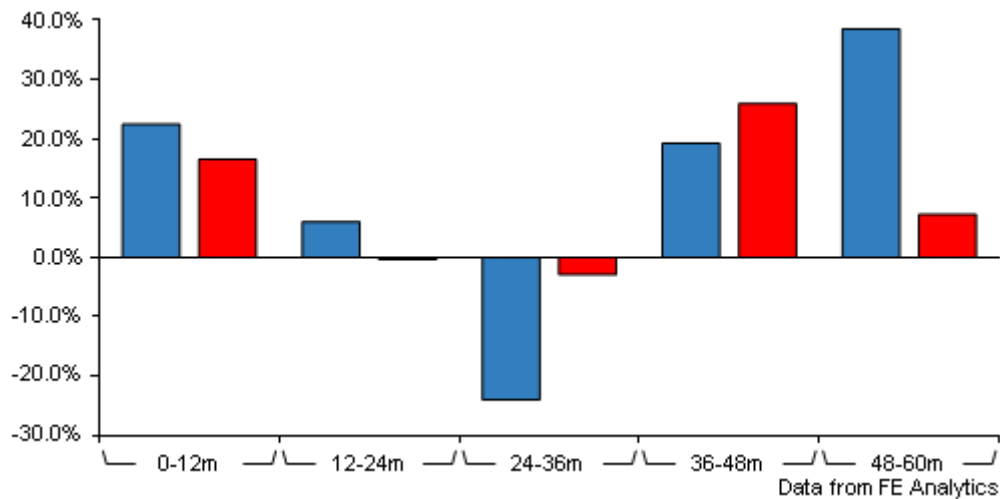
|            |             |
|------------|-------------|
| Unit Type  | ACC         |
| Mid        | 747.55(GBX) |
| Price Date | 23 Aug 2024 |
| Yield      | 0.00        |

## Codes

|          |              |
|----------|--------------|
| Citicode | GUXK         |
| SEDOL    | B8N4628      |
| ISIN     | GB00B8N46285 |

# Invesco Global Focus (UK) Z Acc

## Discrete Performance



|   | 0-12m     | 12m-24m  | 24m-36m   | 36m-48m   | 48m-60m |
|---|-----------|----------|-----------|-----------|---------|
| <span style="color: blue;">■</span> Invesco Global Focus (UK) Z Acc | +22.4     | +6.0     | -24.0     | +19.2     | +38.5   |
| <span style="color: red;">■</span> IA Global                        | +16.5     | -0.4     | -2.9      | +25.9     | +7.2    |
| Rank within sector  | 157 / 545 | 31 / 522 | 475 / 487 | 380 / 442 | 8 / 411 |
| Quartile  | 2         | 1        | 4         | 4         | 1       |

All prices in Pence Sterling (GBX) unless otherwise specified. Price total return performance figures are calculated on a bid price to bid price basis (mid to mid for OEICs) with net income (dividends) reinvested. Performance figures are shown in Pound Sterling (GBP).

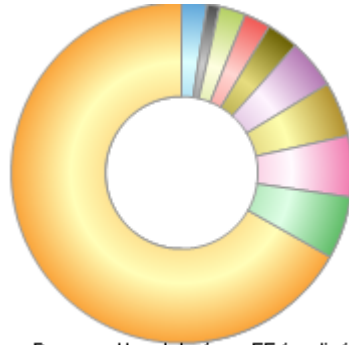
## Contact Details

|                   |  |
|-------------------|--|
| Address           | Invesco<br>Administration<br>Centre, PO Box 586,<br>Darlington, United<br>Kingdom, DL1 9BE |
| Telephone numbers | MN (Fax Number)<br>44 20 7543 3588<br>(Main Number)  |
| Website           | <a href="http://www.invesco.co.uk">www.invesco.co.uk</a>                                   |
| Email             | <a href="mailto:enquiry@invesco.com">enquiry@invesco.com</a>                               |

# Invesco Global Focus (UK) Z Acc

## Asset Allocation (31 Jul 2024)

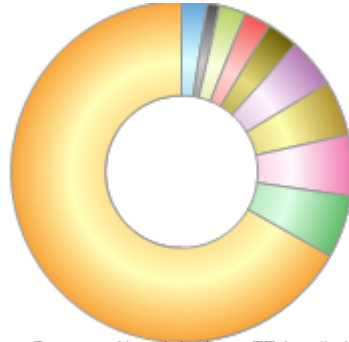
| Rank | Asset Classes    | %     |
|------|------------------|-------|
| 1    | US Equities      | 66.84 |
| 2    | Danish Equities  | 5.94  |
| 3    | French Equities  | 5.81  |
| 4    | Dutch Equities   | 5.23  |
| 5    | Chinese Equities | 4.69  |
| 6    | Spanish Equities | 3.01  |
| 7    | Swiss Equities   | 2.50  |
| 8    | Israeli Equities | 2.45  |
| 9    | Irish Equities   | 1.15  |
| 10   | Others           | 2.38  |



Powered by data from FE fundinfo

## Regional Breakdown (31 Jul 2024)

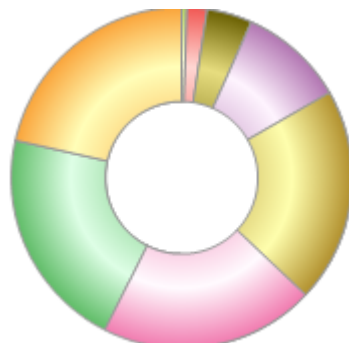
| Rank | Regions     | %     |
|------|-------------|-------|
| 1    | USA         | 66.84 |
| 2    | Denmark     | 5.94  |
| 3    | France      | 5.81  |
| 4    | Netherlands | 5.23  |
| 5    | China       | 4.69  |
| 6    | Spain       | 3.01  |
| 7    | Switzerland | 2.50  |
| 8    | Israel      | 2.45  |
| 9    | Ireland     | 1.15  |
| 10   | Others      | 2.38  |



Powered by data from FE fundinfo

## Sector Breakdown (31 Jul 2024)

| Rank | Sectors                | %     |
|------|------------------------|-------|
| 1    | Communication Services | 21.54 |
| 2    | Health Care            | 21.07 |
| 3    | Information Technology | 20.38 |
| 4    | Consumer Discretionary | 20.36 |
| 5    | Financials             | 9.98  |
| 6    | Industrials            | 4.29  |
| 7    | Materials              | 1.88  |
| 8    | Cash                   | 0.50  |
|      |                        |       |
|      |                        |       |



Powered by data from FE fundinfo

## Top Holdings (31 Jul 2024)

| Rank | Largest Holdings | %    |
|------|------------------|------|
| 1    | Facebook         | 9.22 |
| 2    | Alphabet A       | 7.43 |

# Invesco Global Focus (UK) Z Acc

| Rank | Largest Holdings         | %    |
|------|--------------------------|------|
| 3    | Amazon                   | 6.95 |
| 4    | Novo Nordisk             | 5.94 |
| 5    | Hermes                   | 5.81 |
| 6    | MasterCard               | 4.33 |
| 7    | Uber Technologies        | 4.29 |
| 8    | Thermo Fisher Scientific | 4.15 |
| 9    | Servicenow               | 3.88 |
| 10   | Tencent                  | 3.29 |