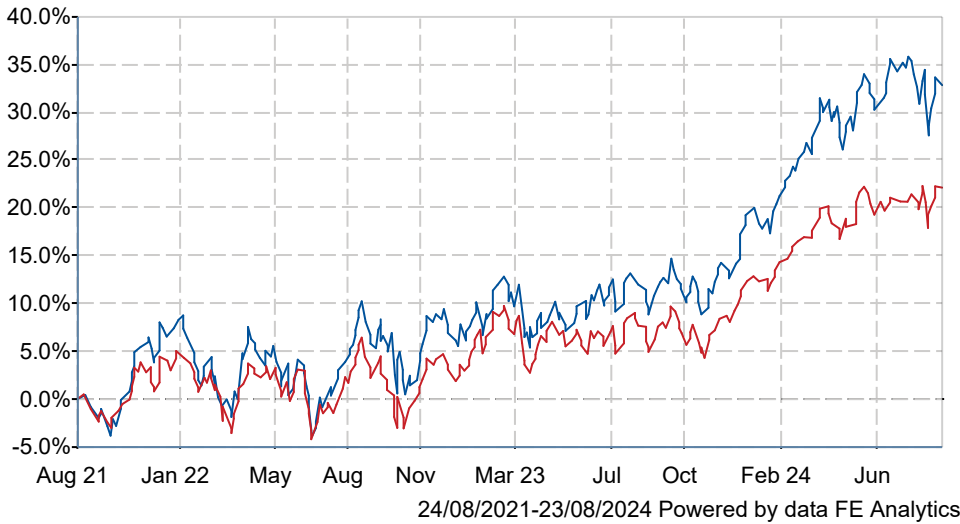




Aegon Global Equity Income C Inc GBP

What is the Fund's objective?

The investment objective is to provide income and capital growth over the longer term by investing in the global equities market. The Fund will aim to deliver a yield higher than that generally available from investment in global equities


Cumulative Performance



	3m	6m	1yr	3yrs	5yrs
 Aegon Global Equity Income C Inc GBP	-0.1	+6.1	+20.7	+33.3	+67.1
 IA Global Equity Income	+0.7	+4.6	+15.2	+22.2	+47.8
Rank within sector	39 / 53	17 / 53	7 / 52	8 / 48	9 / 44
Quartile	3	2	1	1	1

Sector	IA Global Equity Income
Asset Class	Equity
Launch Date	27-Sep-2012
Fund Size	£632.0m / \$833.9m (30-Jun-2024)
Fund Manager	Mark Peden Douglas Scott Robin Black

How does FE fundinfo rate this fund?

FE fundinfo Crown Rating	
Risk Score	101

Investment Details

Initial Charge	0.00%
Annual Charges	0.60%
Note to charges	n/a
Minimum Initial Investment	£ 500,000
Minimum Additional Investment	£ 20,000
Dividend Policy	Feb 01, May 01, Aug 01, Nov 01 (Final)

Prices

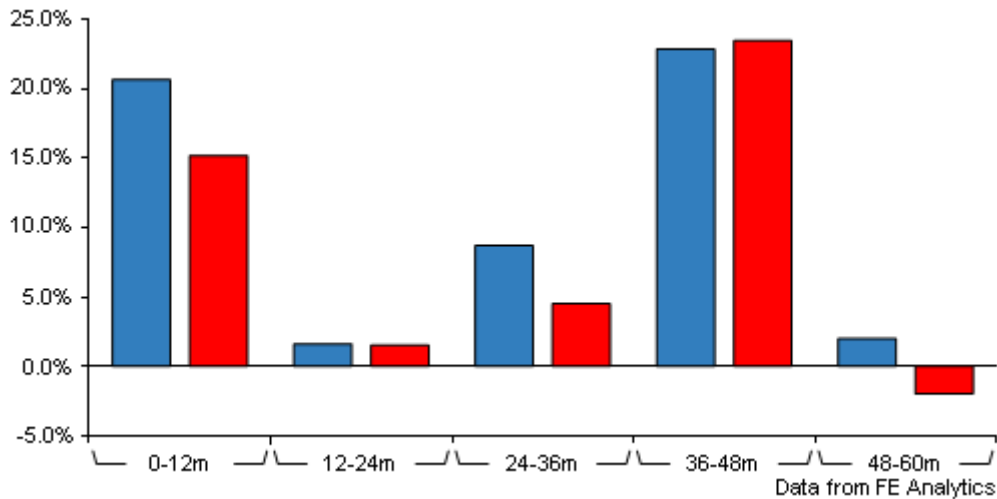
Unit Type	INC
Mid	23.36(GBP)
Price Date	23 Aug 2024
Yield	2.29

Codes

Citicode	JRQS
SEDOL	BF5SW30
ISIN	IE00BF5SW304

Aegon Global Equity Income C Inc GBP

Discrete Performance



	0-12m	12m-24m	24m-36m	36m-48m	48m-60m
■ Aegon Global Equity Income C Inc GBP	+20.7	+1.6	+8.7	+22.9	+2.0
■ IA Global Equity Income	+15.2	+1.5	+4.5	+23.5	-2.0
Rank within sector	7 / 52	19 / 49	12 / 48	24 / 45	14 / 44
Quartile	1	2	1	3	2

All prices in Pence Sterling (GBX) unless otherwise specified. Price total return performance figures are calculated on a bid price to bid price basis (mid to mid for OEICs) with net income (dividends) reinvested. Performance figures are shown in Pound Sterling (GBP).

Contact Details

Address 3, Lochside Crescent,
EDINBURGH, EH12
9SA

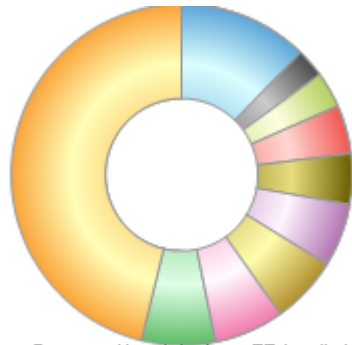
Telephone numbers 8003583009 (Main
Number)

Website www.aegonam.com

Aegon Global Equity Income C Inc GBP

Asset Allocation (31 Jul 2024)

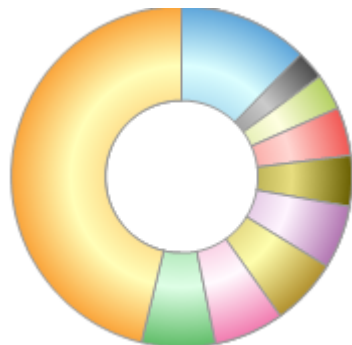
Rank	Asset Classes	%
1	US Equities	46.23
2	Irish Equities	6.95
3	French Equities	6.60
4	Taiwanese Equities	6.39
5	UK Equities	6.00
6	Japanese Equities	4.77
7	Swiss Equities	4.61
8	Spanish Equities	3.43
9	Singapore Equities	2.70
10	Others	12.32



Powered by data from FE fundinfo

Regional Breakdown (31 Jul 2024)

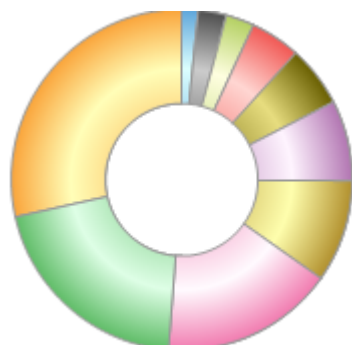
Rank	Regions	%
1	USA	46.23
2	Ireland	6.95
3	France	6.60
4	Taiwan	6.39
5	UK	6.00
6	Japan	4.77
7	Switzerland	4.61
8	Spain	3.43
9	Singapore	2.70
10	Others	12.32



Powered by data from FE fundinfo

Sector Breakdown (30 Jun 2024)

Rank	Sectors	%
1	Information Technology	27.60
2	Financials	19.60
3	Industrials	15.90
4	Health Care	9.40
5	Consumer Discretionary	7.40
6	Consumer Staples	5.60
7	Materials	4.60
8	Energy	2.60
9	Utilities	2.60
10	Real Estate	1.50



Powered by data from FE fundinfo

Top Holdings (31 Jul 2024)

Rank	Largest Holdings	%
1	MICROSOFT CORP	7.73
2	BROADCOM INC	6.07

Aegon Global Equity Income C Inc GBP

Rank	Largest Holdings	%
3	SCHNEIDER ELECTRIC SE	4.02
4	EATON CORP PLC	3.97
5	TAIWAN SEMICONDUCTOR-SP ADR	3.80
6	WATSCO INC	3.11
7	LINDE PLC	2.97
8	ABBVIE INC	2.89
9	JPMORGAN CHASE & CO	2.76
10	ASTRAZENECA PLC	2.72