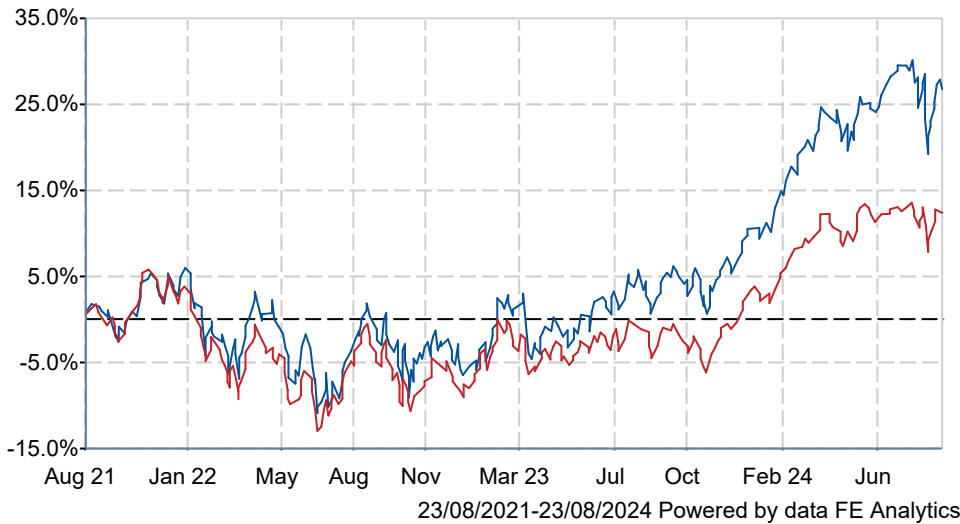




GS Goldman Sachs Global CORE® Equity Portfolio R Snap Acc

What is the Fund's objective?

The Portfolio seeks to provide capital growth over the longer term.


Cumulative Performance



| | 3m | 6m | 1yr | 3yrs | 5yrs |
|---------------------------------------------------------------------------------------------------------------------------------------------|-----------|----------|----------|----------|-----------|
|  GS Goldman Sachs Global CORE® Equity Portfolio R Snap Acc | +1.3 | +6.0 | +24.9 | +26.7 | +67.6 |
|  IA Global | -0.1 | +3.6 | +16.1 | +12.3 | +51.6 |
| Rank within sector | 114 / 563 | 79 / 557 | 36 / 546 | 76 / 487 | 101 / 412 |
| Quartile | 1 | 1 | 1 | 1 | 1 |

| | |
|--------------|------------------------------------------|
| Sector | IA Global |
| Asset Class | Equity |
| Launch Date | 14-Oct-2004 |
| Fund Size | £3,275.7m / \$4,321.9m [23-Aug-2024] |
| Fund Manager | Len Ioffe Osman Ali Takashi Suwabe |

How does FE fundinfo rate this fund?

| | |
|--------------------------|-------------------------------------------------------------------------------------|
| FE fundinfo Crown Rating |  |
| Risk Score | 107 |

Investment Details

| | |
|-------------------------------|--------------------------------------------------------------------------------------------------------|
| Initial Charge | 5.50% |
| Annual Charges | 0.50% |
| Note to charges | n/a |
| Minimum Initial Investment | £ 5,000 |
| Minimum Additional Investment | n/a |
| Dividend Policy | Jan 18, Feb 18, Mar 18, Apr 18, May 18, Jun 18, Jul 18, Aug 18, Sep 18, Oct 18, Nov 30, Dec 12 (Final) |

Prices

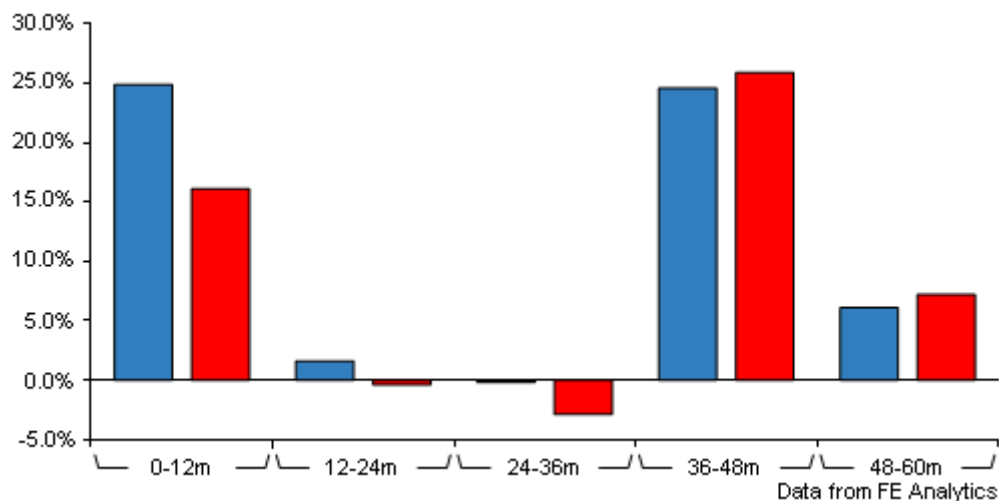
| | |
|------------|-------------|
| Unit Type | ACC |
| Mid | 37.13(USD) |
| Price Date | 23 Aug 2024 |
| Yield | n/a |

Codes

| | |
|----------|--------------|
| Citicode | F4IZ |
| SEDOL | B7LBKS8 |
| ISIN | LU0830625926 |

GS Goldman Sachs Global CORE® Equity Portfolio R Snap Acc

Discrete Performance



| | 0-12m | 12m-24m | 24m-36m | 36m-48m | 48m-60m |
|-----------------------------------------------------------------|----------|-----------|-----------|-----------|-----------|
| GS Goldman Sachs Global CORE® Equity Portfolio R Snap Acc | +24.9 | +1.6 | -0.2 | +24.6 | +6.1 |
| IA Global | +16.1 | -0.4 | -2.9 | +25.9 | +7.2 |
| Rank within sector | 36 / 546 | 209 / 522 | 193 / 487 | 282 / 442 | 236 / 411 |
| Quartile | 1 | 2 | 2 | 3 | 3 |

All prices in Pence Sterling (GBX) unless otherwise specified. Price total return performance figures are calculated on a bid price to bid price basis (mid to mid for OEICs) with net income (dividends) reinvested. Performance figures are shown in Pound Sterling (GBP).

Contact Details

Address Plumtree Court 25 Shoe Lane
London United Kingdom, EC4A
4AU

Telephone numbers +44 207 774 6366 (Main Number)

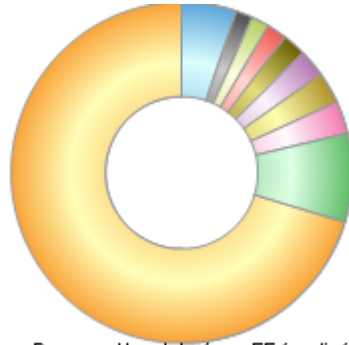
Website www.gsam.com

Email GSAMFundData@ny.email.gs.com

GS Goldman Sachs Global CORE® Equity Portfolio R Snap Acc

Asset Allocation (31 Jul 2024)

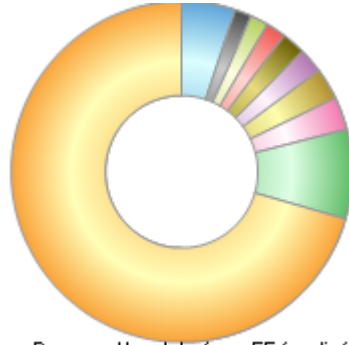
| Rank | Asset Classes | % |
|------|-------------------|-------|
| 1 | US Equities | 70.41 |
| 2 | Japanese Equities | 8.42 |
| 3 | French Equities | 3.08 |
| 4 | Money Market | 2.95 |
| 5 | UK Equities | 2.55 |
| 6 | Danish Equities | 2.19 |
| 7 | Dutch Equities | 1.86 |
| 8 | German Equities | 1.69 |
| 9 | Canadian Equities | 1.64 |
| 10 | Others | 5.21 |



Powered by data from FE fundinfo

Regional Breakdown (31 Jul 2024)

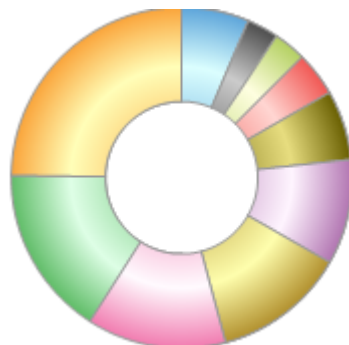
| Rank | Regions | % |
|------|-------------------------|-------|
| 1 | USA | 70.63 |
| 2 | Japan | 8.48 |
| 3 | France | 3.08 |
| 4 | Cash & Cash Equivalents | 2.95 |
| 5 | UK | 2.40 |
| 6 | Denmark | 2.19 |
| 7 | Netherlands | 1.86 |
| 8 | Germany | 1.69 |
| 9 | Canada | 1.64 |
| 10 | Others | 5.08 |



Powered by data from FE fundinfo

Sector Breakdown (31 Jul 2024)

| Rank | Sectors | % |
|------|------------------------|-------|
| 1 | Information Technology | 24.80 |
| 2 | Financials | 16.17 |
| 3 | Industrials | 13.23 |
| 4 | Health Care | 12.64 |
| 5 | Consumer Discretionary | 10.00 |
| 6 | Communications | 6.56 |
| 7 | Consumer Staples | 4.15 |
| 8 | Energy | 3.12 |
| 9 | Money Market | 2.95 |
| 10 | Others | 6.38 |



Powered by data from FE fundinfo

Top Holdings (31 Jul 2024)

| Rank | Largest Holdings | % |
|------|------------------|------|
| 1 | Apple Inc | 6.16 |
| 2 | Microsoft Corp | 5.25 |

GS Goldman Sachs Global CORE® Equity Portfolio R Snap Acc

| Rank | Largest Holdings | % |
|------|------------------------|------|
| 3 | NVIDIA Corp | 4.04 |
| 4 | Alphabet Inc | 2.95 |
| 5 | Amazon.com Inc | 2.69 |
| 6 | Meta Platforms Inc | 1.92 |
| 7 | Berkshire Hathaway Inc | 1.90 |
| 8 | Novo Nordisk A/S | 1.70 |
| 9 | Costco Wholesale Corp | 1.55 |
| 10 | Johnson & Johnson | 1.46 |