

Jupiter Merlin Growth Portfolio I Acc

What is the Fund's objective?

To provide a return, through a combination of capital growth and income, net of fees, over the long term (at least five years).

Cumulative Performance




| | 3m | 6m | 1yr | 3yrs | 5yrs |
|---------------------------------------|-----------|-----------|-----------|----------|----------|
| Jupiter Merlin Growth Portfolio I Acc | +0.7 | +1.8 | +15.4 | +16.2 | +42.3 |
| IA Flexible Investment | +1.7 | +3.8 | +16.7 | +6.7 | +29.5 |
| Rank within sector | 123 / 161 | 134 / 160 | 111 / 157 | 19 / 141 | 27 / 119 |
| Quartile | 4 | 4 | 3 | 1 | 1 |

Fund Information

| | |
|--------------|---|
| Sector | IA Flexible Investment |
| Asset Class | Mixed Asset |
| Launch Date | 14-Sep-1992 |
| Fund Size | £1,674.8m / \$2,173.1m (30-Oct-2024) |
| Fund Manager | John Chatfeild-Roberts Amanda Sillars David Lewis George Fox |

How does FE fundinfo rate this fund?

| | |
|--------------------------|---|
| Alpha Manager Rating | John Chatfeild-Roberts |
| FE fundinfo Crown Rating |  |
| Risk Score | 86 |

Other ratings

| | |
|----------------------------|----------------|
| Morningstar Analyst Rating | Neutral |
|----------------------------|----------------|

Investment Details

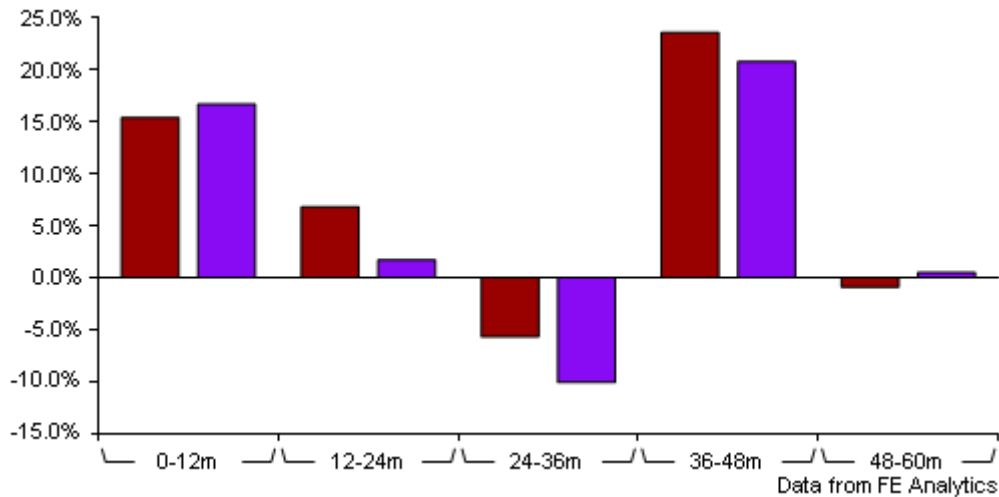
| | |
|-------------------------------|------------------------|
| Initial Charge | 0.00% |
| Annual Charges | n/a |
| Note to charges | Initial Charges: max.; |
| Minimum Initial Investment | £ 1,000,000 |
| Minimum Additional Investment | £ 50,000 |
| Dividend Policy | Mar 01, Sep 01 (Final) |

Prices

| | |
|------------|-------------|
| Unit Type | ACC |
| Mid | 676.70(GBX) |
| Price Date | 30 Oct 2024 |
| Yield | 1.02 |

Jupiter Merlin Growth Portfolio I Acc

Discrete Performance



| | 0-12m | 12m-24m | 24m-36m | 36m-48m | 48m-60m |
|---------------------------------------|-----------|----------|----------|----------|----------|
| Jupiter Merlin Growth Portfolio I Acc | +15.4 | +6.8 | -5.7 | +23.6 | -0.9 |
| IA Flexible Investment | +16.7 | +1.7 | -10.1 | +20.8 | +0.5 |
| Rank within sector | 111 / 157 | 13 / 152 | 32 / 141 | 58 / 129 | 67 / 119 |
| Quartile | 3 | 1 | 1 | 2 | 3 |

All prices in Pence Sterling (GBX) unless otherwise specified. Price total return performance figures are calculated on a bid price to bid price basis (mid to mid for OEICs) with net income (dividends) reinvested. Performance figures are shown in Pound Sterling (GBP).

Codes

| | |
|----------|--------------|
| Citicode | 09PY |
| SEDOL | B6QGLF5 |
| ISIN | GB00B6QGLF53 |

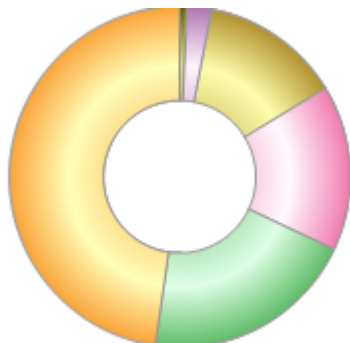
Contact Details

| | |
|-------------------|---|
| Address | The Zig Zag Building, 70 Victoria Street, London, United Kingdom, SW1E 6SQ |
| Telephone numbers | +44 (0)20 3817 1000 (Dealing & Administration) +44 (0)20 3817 1063 (Main Number) |
| Website | www.jupiteram.com |
| Email | clientservices@jupiteram.com |

Jupiter Merlin Growth Portfolio I Acc

Asset Allocation (30 Sep 2024)

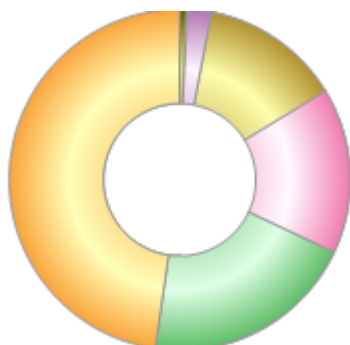
| Rank | Asset Classes | % |
|------|-------------------|-------|
| 1 | Global Equities | 47.70 |
| 2 | UK Equities | 20.30 |
| 3 | Japanese Equities | 15.70 |
| 4 | US Equities | 13.30 |
| 5 | Other | 2.30 |
| 6 | Cash | 0.70 |
| | | |
| | | |
| | | |



Powered by data from FE fundinfo

Regional Breakdown (30 Sep 2024)

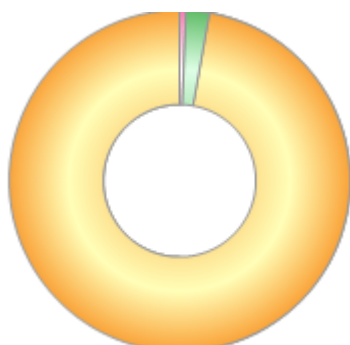
| Rank | Regions | % |
|------|-------------------|-------|
| 1 | Global Equities | 47.70 |
| 2 | UK Equities | 20.30 |
| 3 | Japanese Equities | 15.70 |
| 4 | US Equities | 13.30 |
| 5 | Other | 2.30 |
| 6 | Cash | 0.70 |
| | | |
| | | |
| | | |



Powered by data from FE fundinfo

Sector Breakdown (30 Jun 2024)

| Rank | Sectors | % |
|------|-----------------|-------|
| 1 | Others | 97.20 |
| 2 | Basic Materials | 2.22 |
| 3 | Money Market | 0.58 |
| | | |
| | | |
| | | |
| | | |



Powered by data from FE fundinfo

Top Holdings (30 Jun 2024)

| Rank | Largest Holdings | % |
|------|---------------------|-------|
| 1 | MAN GLG UK Income | 15.49 |
| 2 | Morant Wright Japan | 15.30 |

Jupiter Merlin Growth Portfolio I Acc

| Rank | Largest Holdings | % |
|------|-----------------------------------|-------|
| 3 | Jupiter Global Value Equity | 12.07 |
| 4 | Findlay Park America | 10.55 |
| 5 | Evenlode Global Equity | 9.18 |
| 6 | BlueBox Global Technology | 8.47 |
| 7 | Fundsmith Equity Fund | 6.88 |
| 8 | Royal London Global Equity Income | 6.15 |
| 9 | Prevatt Global | 4.79 |
| 10 | Evenlode Income | 3.94 |