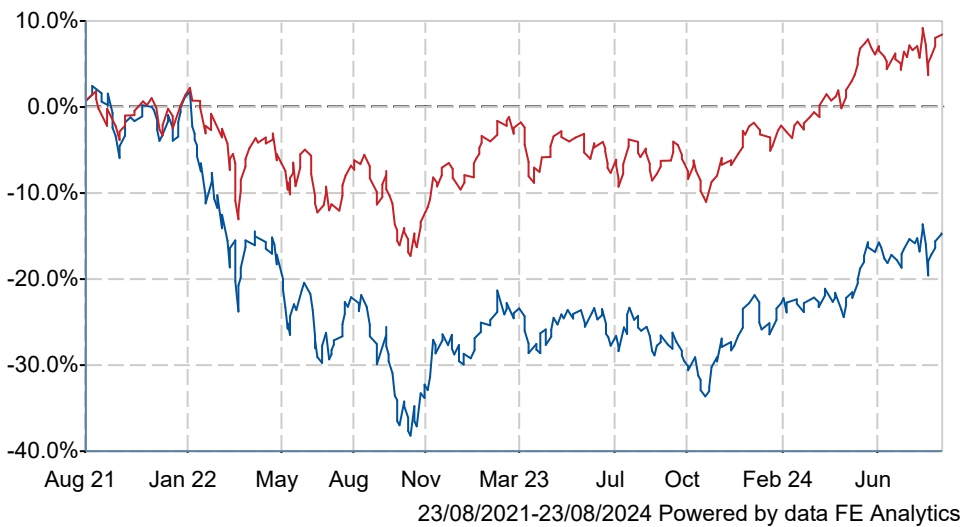


Rathbone UK Opportunities Fund I Acc GBP

What is the Fund's objective?

We aim to deliver a greater total return than the FTSE All-Share Index, after fees, over any five-year period. Total return means the return we receive from the value of our investments increasing (capital growth) plus the income we receive from our investments (dividend payments). We use the FTSE All-Share Index as a target for our fund's return because we want to offer you a better return than the UK stock market. We also compare our fund against the Investment Association (IA) UK All Companies sector to give you an indication of how we perform against other funds in our peer group. Apart from investing exclusively in the UK, the funds in this sector aren't always similar to ours.


Cumulative Performance



	3m	6m	1yr	3yrs	5yrs
Rathbone UK Opportunities Fund I Acc GBP	+1.9	+10.6	+19.6	-14.7	+26.2
IA UK All Companies	+1.0	+10.3	+18.2	+8.4	+30.8
Rank within sector	56 / 231	119 / 231	72 / 229	208 / 223	138 / 211
Quartile	1	3	2	4	3

Sector	IA UK All Companies
Asset Class	Equity
Launch Date	13-Jul-2009
Fund Size	£46.1m / \$60.8m (23-Aug-2024)
Fund Manager	Alexandra Jackson

How does FE fundinfo rate this fund?

FE fundinfo Crown Rating	
Risk Score	140

Investment Details

Initial Charge	0.00%
Annual Charges	0.45%
Note to charges	Initial Charges: max.;
Minimum Initial Investment	£ 1,000
Minimum Additional Investment	£ 500
Dividend Policy	Apr 01, Oct 01 (Final)

Prices

Unit Type	ACC
Mid	746.23(GBX)
Price Date	23 Aug 2024
Yield	1.97

Codes

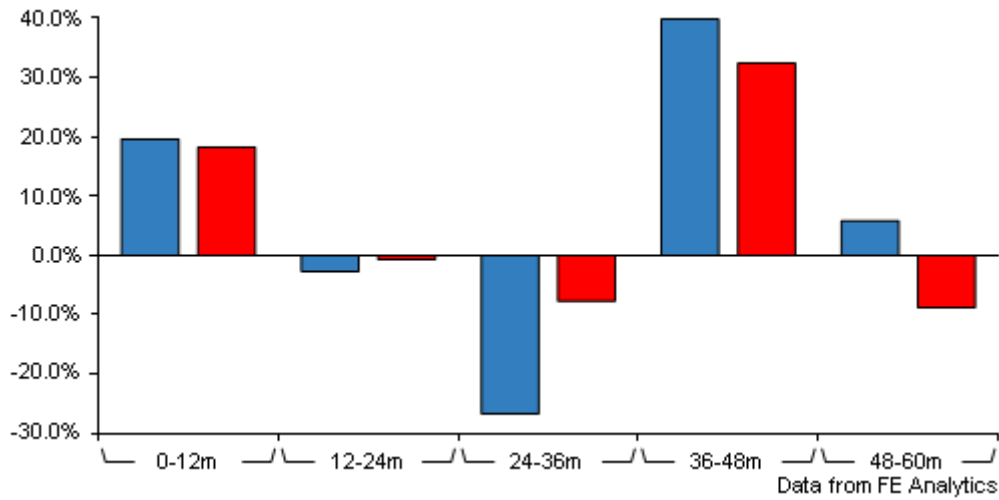
Citicode	0WFK
SEDOL	B7FQM50
ISIN	GB00B7FQM503

Contact Details

Address	30 Gresham Street, London, EC2V 7QN
Telephone numbers	020 7399 0399 (Main Number)
Website	www.rathbonesam.com/
Email	ram@rathbones.com

Rathbone UK Opportunities Fund I Acc GBP

Discrete Performance



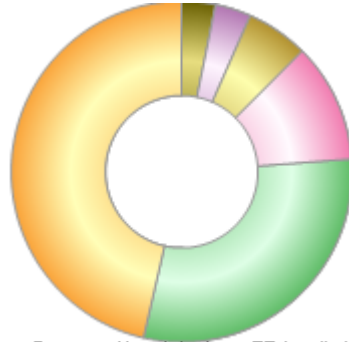
	0-12m	12m-24m	24m-36m	36m-48m	48m-60m
Rathbone UK Opportunities Fund I Acc GBP	+19.6	-2.7	-26.7	+39.8	+5.8
IA UK All Companies	+18.2	-0.7	-7.7	+32.4	-8.8
Rank within sector	72 / 229	170 / 228	215 / 223	48 / 218	15 / 211
Quartile	2	3	4	1	1

All prices in Pence Sterling (GBX) unless otherwise specified. Price total return performance figures are calculated on a bid price to bid price basis (mid to mid for OEICs) with net income (dividends) reinvested. Performance figures are shown in Pound Sterling (GBP).

Rathbone UK Opportunities Fund I Acc GBP

Asset Allocation (31 Jul 2024)

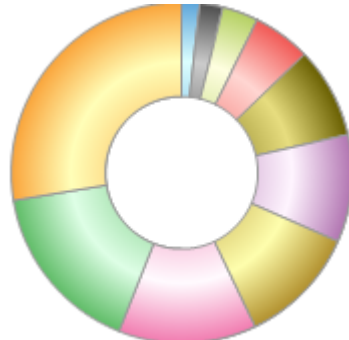
Rank	Asset Classes	%
1	FTSE 250	46.43
2	FTSE 100	29.79
3	FTSE AIM	11.31
4	FTSE Small Cap	5.86
5	Cash & cash equivalents	3.39
6	Other UK	3.22



Powered by data from FE fundinfo

Sector Breakdown (31 Jul 2024)

Rank	Sectors	%
1	Industrials	27.59
2	Consumer discretionary	16.37
3	Financials	13.07
4	Real estate	11.34
5	Consumer staples	10.22
6	Technology	8.58
7	Basic materials	5.50
8	Cash & cash equivalents	3.39
9	Energy	2.23
10	Health care	1.71



Powered by data from FE fundinfo

Top Holdings (31 Jul 2024)

Rank	Largest Holdings	%
1	Cranswick	3.22
2	JTC	3.00
3	Intermediate Capital	2.99
4	Hill & Smith	2.88
5	Volution	2.85
6	Halma	2.79
7	CRH	2.78
8	Howden Joinery	2.61
9	Tesco	2.47
10	Games Workshop	2.43