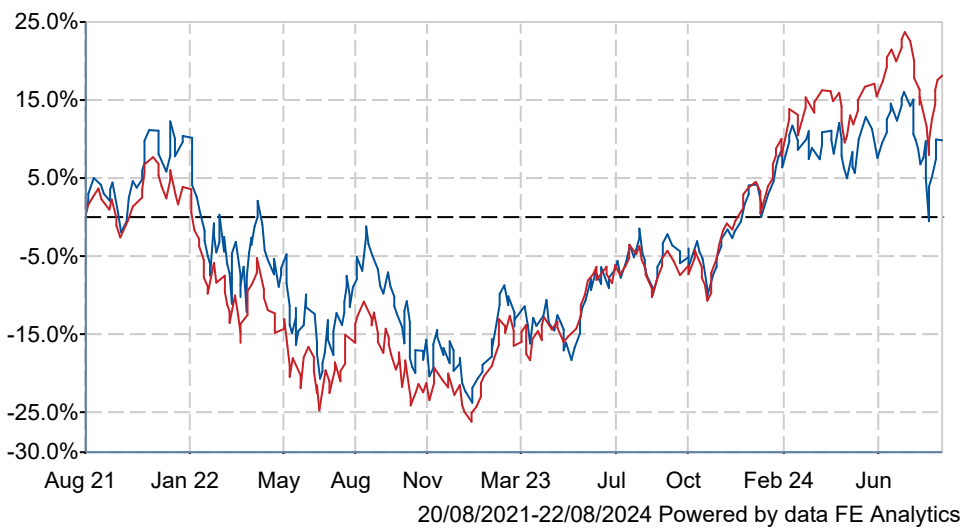


AXA Framlington Global Technology Z Acc

What is the Fund's objective?

The Fund invests in shares of listed companies engaged in the research; design and development of technologies in all sectors including IT and the internet which the fund manager believes will provide above-average returns. The Fund invests in companies of anysize which can be based anywhere in the world; albeit the Fund tends to be biased towards the US as this is where the majority of technology related companies are based. The fund manager selects shares based upon analysis of a company's financial status; quality of its management; expected profitability and prospects for growth. The fund manager has full discretion to select investments for the Fund in line with the above investment policy and in doing so may take into consideration the MSCI World Information Technology Index.


Cumulative Performance



	3m	6m	1yr	3yrs	5yrs
AXA Framlington Global Technology Z Acc	-2.6	+1.4	+20.4	+9.8	+82.4
IA Technology & Technology Innovation	+0.9	+4.3	+30.1	+18.1	+101.9
Rank within sector	26 / 33	26 / 33	26 / 33	20 / 33	17 / 28
Quartile	4	4	4	3	3

Sector	IA Technology & Technology Innovation
Asset Class	Equity
Launch Date	16-Apr-1999
Fund Size	£1,237.4m / \$1,619.2m (22-Aug-2024)
Fund Manager	Bradley Reynolds Tom Riley

How does FE fundinfo rate this fund?

FE fundinfo Crown Rating	
Risk Score	170

Investment Details

Initial Charge	0.00%
Annual Charges	0.75%
Note to charges	Initial Charges: max.;
Minimum Initial Investment	£ 100,000
Minimum Additional Investment	£ 5,000
Dividend Policy	Jan 15 (Final)

Prices

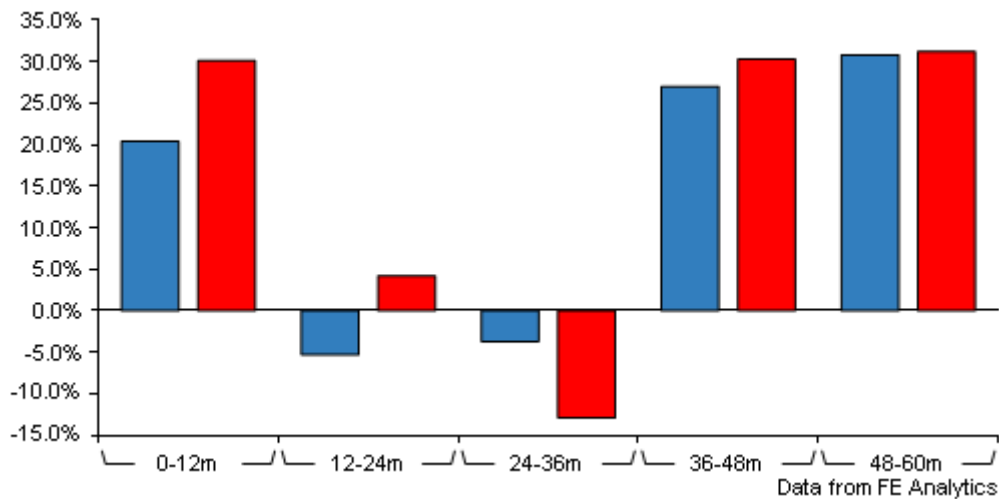
Unit Type	ACC
Mid	771.20(GBX)
Price Date	22 Aug 2024
Yield	0.00

Codes

Citicode	03TL
SEDOL	B4W52V5
ISIN	GB00B4W52V57

AXA Framlington Global Technology Z Acc

Discrete Performance



	0-12m	12m-24m	24m-36m	36m-48m	48m-60m
■ AXA Framlington Global Technology Z Acc	+20.4	-5.3	-3.7	+27.0	+30.8
■ IA Technology & Technology Innovation	+30.1	+4.2	-12.9	+30.3	+31.2
Rank within sector	26 / 33	28 / 33	8 / 33	22 / 30	14 / 28
Quartile	4	4	1	3	2

All prices in Pence Sterling (GBX) unless otherwise specified. Price total return performance figures are calculated on a bid price to bid price basis (mid to mid for OEICs) with net income (dividends) reinvested. Performance figures are shown in Pound Sterling (GBP).

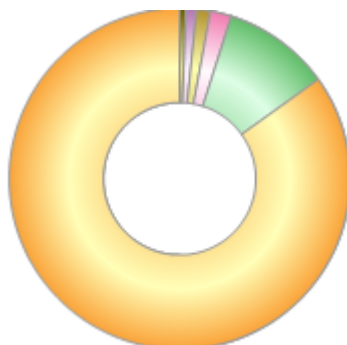
Contact Details

Address	AXA Investment Managers UK Limited, 22 Bishopsgate, London EC2N 4BQ, United Kingdom
Telephone numbers	0345 7775511 (Main Number)
Website	www.axa-im.co.uk

AXA Framlington Global Technology Z Acc

Asset Allocation (31 Jul 2024)

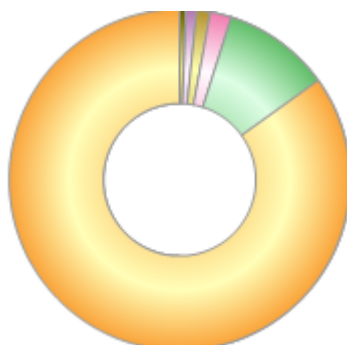
Rank	Asset Classes	%
1	North America Equities	84.94
2	Emerging Equities	10.18
3	Japan Equities	1.98
4	Cash	1.30
5	Europe Ex UK Equities	1.03
6	UK Equities	0.57



Powered by data from FE fundinfo

Regional Breakdown (31 Jul 2024)

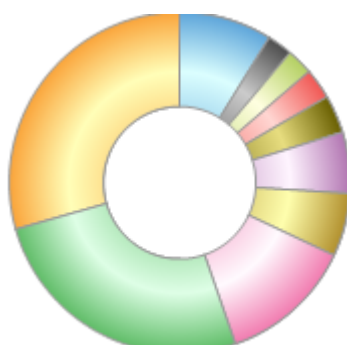
Rank	Regions	%
1	North America	84.93
2	Emerging	10.18
3	Japan	1.98
4	Cash	1.30
5	Europe Ex UK	1.03
6	UK	0.57



Powered by data from FE fundinfo

Sector Breakdown (31 Jul 2024)

Rank	Sectors	%
1	Semiconductors & Semiconductor Equip.	29.44
2	Software	25.94
3	Interactive Media & Services	12.68
4	Technology Hardware, Storage & Peri.	5.96
5	Broadline Retail	5.81
6	Specialized REITs	3.60
7	Other	2.93
8	Entertainment	2.49
9	IT Services	2.39
10	Others	8.76



Powered by data from FE fundinfo

Top Holdings (31 Jul 2024)

Rank	Largest Holdings	%
1	Alphabet Inc	7.04

AXA Framlington Global Technology Z Acc

Rank	Largest Holdings	%
2	Apple Inc	5.96
3	Broadcom Inc	5.25
4	Microsoft Corp	4.88
5	Meta Platforms Inc	4.10
6	Amazon.com Inc	3.75
7	ServiceNow Inc	3.69
8	QUALCOMM Inc	3.64
9	Taiwan Semiconductor Manufa	3.04
10	NVIDIA Corp	2.74