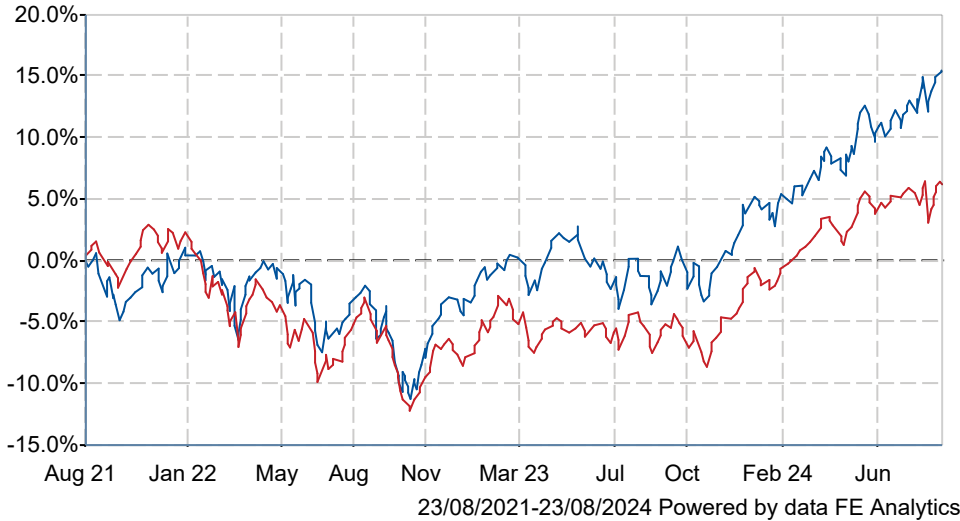


# IFSL Marlborough Extra Income P Inc

## What is the Fund's objective?

The aim of the Fund is to pay an income in excess of that of the FTSE All Share Index over any 3 year period whilst taking less risk, after any charges have been taken out of the Fund. The Fund also aims to deliver capital growth, that is to increase the value of your investment, over a period of 5 or more years.

## Cumulative Performance




	3m	6m	1yr	3yrs	5yrs
IFSL Marlborough Extra Income P Inc	+3.3	+8.8	+19.0	+15.4	+37.5
IA Mixed Investment 40-85% Shares	+1.0	+5.3	+14.4	+6.2	+26.0
Rank within sector	6 / 224	10 / 220	4 / 217	20 / 202	35 / 174
Quartile	1	1	1	1	1

## Fund Information

Sector	IA Mixed Investment 40-85% Shares
Asset Class	Mixed Asset
Launch Date	12-Jul-1995
Fund Size	£36.8m / \$48.5m (31-Jul-2024)
Fund Manager	Matthew Rainbird

## How does FE fundinfo rate this fund?

FE fundinfo Crown Rating	
Risk Score	71

## Investment Details

Initial Charge	0.00%
Annual Charges	0.75%
Note to charges	Initial Charges ;
Minimum Initial Investment	£ 1,000
Minimum Additional Investment	£ 1,000
Dividend Policy	Jan 20, Apr 20 (Final), Jul 20, Oct 20

## Prices

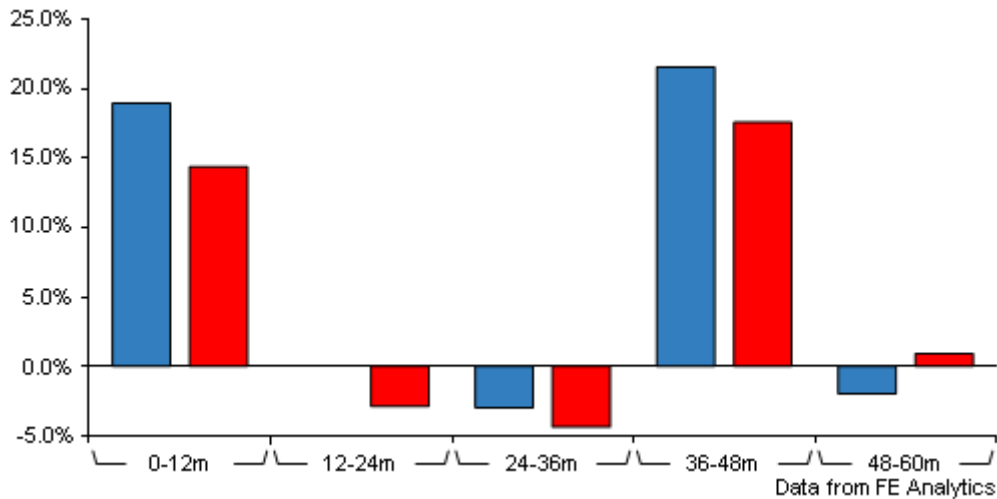
Unit Type	INC
Mid	102.00(GBX)
Price Date	23 Aug 2024
Yield	3.78

## Codes

Citicode	I30R
SEDOL	B8DGH32
ISIN	GB00B8DGH325

# IFSL Marlborough Extra Income P Inc

## Discrete Performance



	0-12m	12m-24m	24m-36m	36m-48m	48m-60m
IFSL Marlborough Extra Income P Inc	+19.0	+0.0	-3.0	+21.6	-2.0
IA Mixed Investment 40-85% Shares	+14.4	-2.9	-4.4	+17.6	+0.9
Rank within sector	4 / 217	25 / 208	76 / 202	26 / 185	139 / 174
Quartile	1	1	2	1	4

All prices in Pence Sterling (GBX) unless otherwise specified. Price total return performance figures are calculated on a bid price to bid price basis (mid to mid for OEICs) with net income (dividends) reinvested. Performance figures are shown in Pound Sterling (GBP).

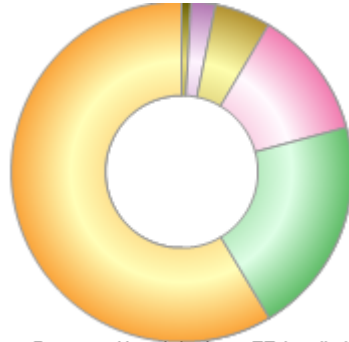
## Contact Details

Address	Investment Fund Services Limited, 59, Chorley New Road, Bolton BL1 4QP
Telephone numbers	0808 178 9321 (Main Number)
Website	<a href="http://www.ifslfunds.com">www.ifslfunds.com</a>
Email	<a href="mailto:enquiries@ifslfunds.com">enquiries@ifslfunds.com</a>

# IFSL Marlborough Extra Income P Inc

## Asset Allocation (01 Jul 2024)

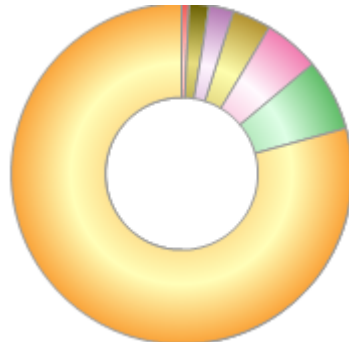
Rank	Asset Classes	%
1	UK Equity	58.60
2	UK Bonds	20.60
3	International Equities	12.30
4	Investment Trusts	5.30
5	Cash and Equivalents	2.30
6	International Bonds	0.90



Powered by data from FE fundinfo

## Regional Breakdown (01 Jul 2024)

Rank	Regions	%
1	United Kingdom	79.30
2	United States	6.80
3	Other	5.30
4	Ireland	3.70
5	Cash	2.30
6	Switzerland	1.90
7	France	0.70



Powered by data from FE fundinfo

## Sector Breakdown (01 Jul 2024)

Rank	Sectors	%
1	NonClassified	21.40
2	Financials	20.60
3	Industrials	13.50
4	Consumer Staples	11.40
5	Health Care	7.50
6	Utilities	6.90
7	Consumer Discretionary	5.60
8	Energy	4.20
9	Real Estate	2.80
10	Others	6.10



Powered by data from FE fundinfo

## Top Holdings (01 Aug 2024)

Rank	Largest Holdings	%
1	UNILEVER ORD GBP0.031111	3.49
2	SHELL PLC	3.44

# IFSL Marlborough Extra Income P Inc

Rank	Largest Holdings	%
3	3I GROUP ORD GBP0.738636	3.39
4	CRH PLC	3.16
5	BAE SYSTEMS ORD GBP0.025	2.83
6	TESCO 5.5% 13/01/33	2.77
7	NATIONAL GRID PLC	2.75
8	SSE PLC GBP0.50	2.55
9	ASTRAZENECA ORD USD0.25	2.51
10	RIO TINTO ORD GBP0.10	2.46