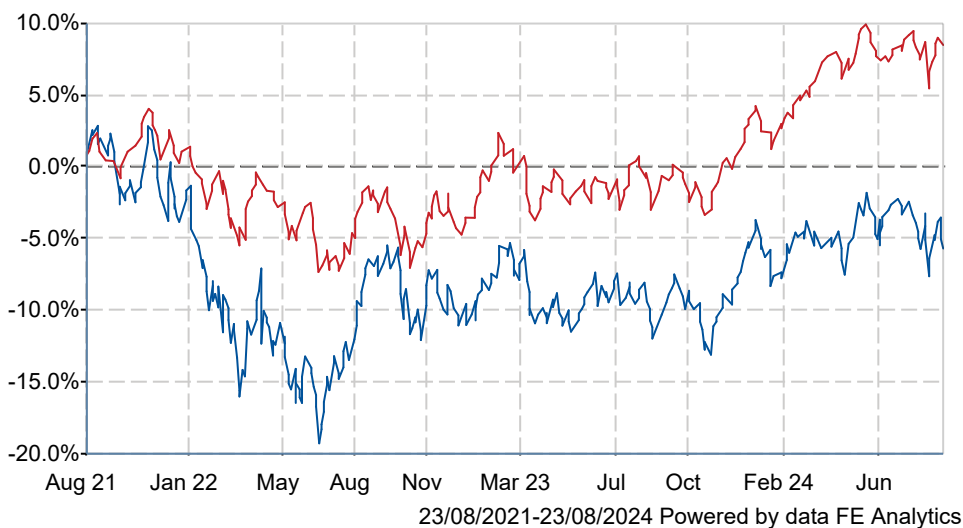


## Stewart Investors Global Emerging Markets Sustainability B GBP Acc

### What is the Fund's objective?

The Fund aims to achieve capital growth over the long term (at least five years). The Fund invests in shares of companies in emerging markets or where the majority of their activities take place in emerging markets. This includes companies that are listed on exchanges in developed markets. Emerging market countries are those which are not classified as developed markets by MSCI or FTSE, or which are categorised by the World Bank as middle or low-income, or which are not members of the Organisation for Economic Co-operation and Development. The Fund invests in shares of high quality companies which are positioned to benefit from, and contribute to, the sustainable development of the countries in which they operate. Investment decisions around high quality companies are based on three key points: (i) Quality of management. (ii) Quality of the company including its social usefulness, their environmental impacts and efficiency and responsible business practices. (iii) Quality of the company's finances and their financial performance. Sustainability is a key part of the approach. The Fund may invest up to 10% in other funds. The Fund may use derivatives to reduce risk or to manage the Fund more efficiently



### Cumulative Performance



	3m	6m	1yr	3yrs	5yrs
■ Stewart Investors Global Emerging Markets Sustainability B GBP Acc	-3.8	-1.1	+5.9	-5.7	+13.7
■ IA Specialist	-0.5	+3.7	+11.0	+8.5	+26.6

Sector	IA Specialist
Asset Class	Equity
Launch Date	08-Apr-2009
Fund Size	£640.6m / \$845.2m (23-Aug-2024)
Fund Manager	Jack Nelson David Gait

### How does FE fundinfo rate this fund?

Alpha Manager Rating	David Gait
FE fundinfo Crown Rating	
Risk Score	

### Other ratings

Morningstar Analyst Rating	
----------------------------	--

### Investment Details

Initial Charge	n/a
Annual Charges	0.85%
Note to charges	Initial Charges: max.;
Minimum Initial Investment	£ 1,000
Minimum Additional Investment	£ 500
Dividend Policy	Feb 01, Aug 01 (Final)

### Prices

Unit Type	ACC
Mid	421.69[GBX]
Price Date	23 Aug 2024
Yield	0.50

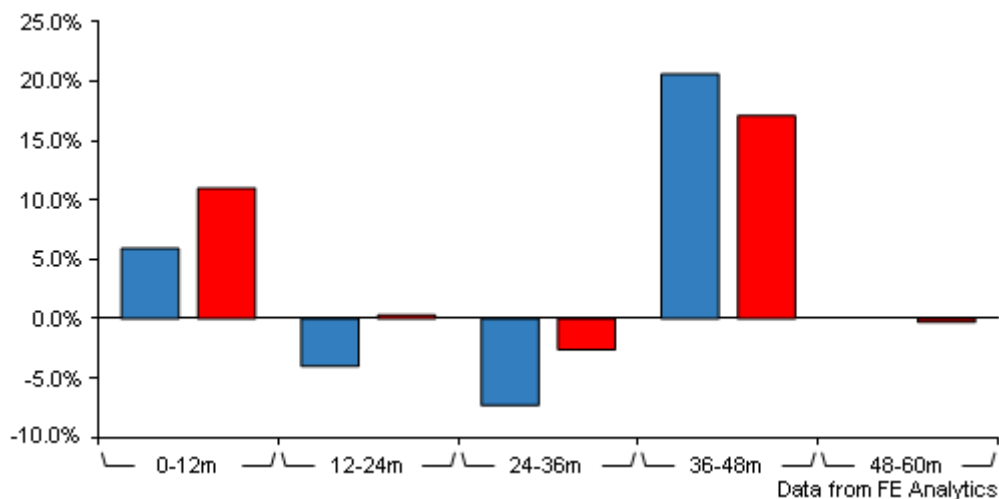
### Codes

Citicode	F3C3
SEDOL	B64TS99
ISIN	GB00B64TS998

# Stewart Investors Global Emerging Markets Sustainability B GBP

Acc

## Discrete Performance



	0-12m	12m-24m	24m-36m	36m-48m	48m-60m
Stewart Investors Global Emerging Markets Sustainability B GBP Acc	+5.9	-4.0	-7.3	+20.6	+0.0
IA Specialist	+11.0	+0.3	-2.6	+17.1	-0.3

All prices in Pence Sterling (GBX) unless otherwise specified. Price total return performance figures are calculated on a bid price to bid price basis (mid to mid for OEICs) with net income (dividends) reinvested. Performance figures are shown in Pound Sterling (GBP).

## Contact Details

**Address** 15 Finsbury Circus,  
London, United Kingdom,  
EC2M 7EB

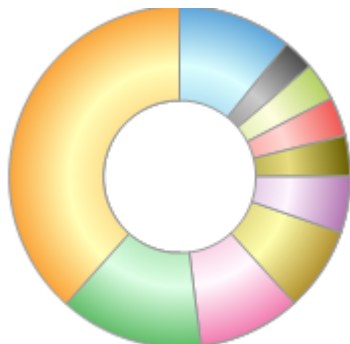
**Telephone numbers** +44 (0) 207 332 6500 (Main Number)

**Website** [www.stewartinvestors.com](http://www.stewartinvestors.com)

**Email** [info@stewartinvestors.com](mailto:info@stewartinvestors.com)

### Asset Allocation (31 Jul 2024)

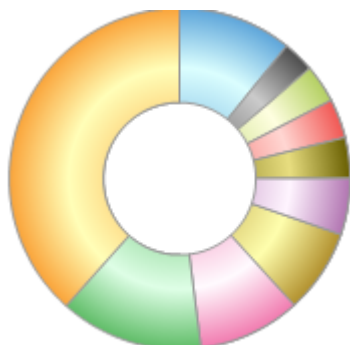
Rank	Asset Classes	%
1	Indian Equities	38.40
2	Taiwanese Equities	13.60
3	Chinese Equities	9.70
4	Brazilian Equities	8.00
5	Japanese Equities	5.30
6	South Korean Equities	3.90
7	US Equities	3.70
8	Mexican Equities	3.60
9	Hong Kong Equities	3.00
10	Others	10.80



Powered by data from FE fundinfo

### Regional Breakdown (31 Jul 2024)

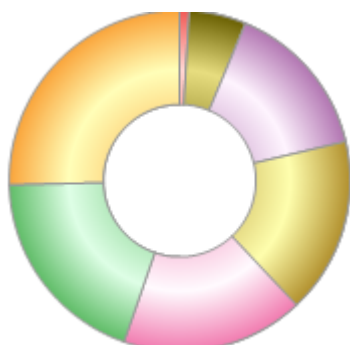
Rank	Regions	%
1	India	38.40
2	Taiwan	13.60
3	China	9.70
4	Brazil	8.00
5	Japan	5.30
6	Korea	3.90
7	USA	3.70
8	Mexico	3.60
9	Hong Kong	3.00
10	Others	10.80



Powered by data from FE fundinfo

### Sector Breakdown (31 Jul 2024)

Rank	Sectors	%
1	Information Technology	25.40
2	Consumer Discretionary	19.30
3	Industrials	17.30
4	Consumer Staples	16.70
5	Financials	15.00
6	Health Care	5.40
7	Cash and Cash Equivalents	0.90



Powered by data from FE fundinfo

### Top Holdings (31 Jul 2024)

Rank	Largest Holdings	%
1	Mahindra & Mahindra	8.00
2	Taiwan Semiconductor (TSMC)	5.80

# Stewart Investors Global Emerging Markets Sustainability B GBP

## Acc

Rank	Largest Holdings	%
3	Tube Investments of India Limited	5.20
4	HDFC Bank	4.80
5	Tata Consultancy Serv. Ltd	4.70
6	Raia Drogasil S.A.	3.50
7	Weg S.A.	3.10
8	Unicharm Corporation	3.10
9	Samsung Electronics Co., Ltd.	3.10
10	Globant SA	2.80