



# Fidelity Strategic Bond W Inc

## What is the Fund's objective?

The Fund aims to deliver an income with the potential to increase the value of your investment. The Fund will be at least 70% exposed to sterling-denominated (or hedged back to sterling) global debt instruments, which may include (but are not limited to) government bonds, inflation-linked bonds, investment grade and high yield corporate bonds, which could include investment in countries considered as emerging markets as determined by the Investment Manager at its sole discretion. The Fund is actively managed without reference to a benchmark. The Fund may also obtain exposure to transferable securities, money market instruments, collective investment schemes, cash and near cash and deposits. Derivatives may be used for efficient portfolio management and investment purposes and may include (but are not limited to) derivatives on exchange rates, interest rates, inflation and credit. The Fund may also take positions which enable it to benefit from falling asset prices. The Fund's performance can be compared to the ICE Bank of America Merrill Lynch Q880 Custom Index (GBP hedged), which is a custom blend of government, investment grade and high yield corporate indices, maintained by Bank of America Merrill Lynch as the index constituents best represent the characteristics the Fund is seeking to gain exposure to. Many funds sold in the UK are grouped into sectors by the Investment Association (the trade body that represents UK Investment Managers), to facilitate comparison between funds with broadly similar characteristics. This Fund is classified in the IA Sterling Strategic Bond sector. Performance data on funds within this sector may be prepared and published by data providers and will be used when evaluating the performance of this Fund. The IA sector most closely reflects the combination of assets in the Fund.


## Cumulative Performance



	3m	6m	1yr	3yrs	5yrs
 Fidelity Strategic Bond W Inc	+3.5	+4.9	+10.7	-7.7	+2.0
 IA Sterling Strategic Bond	+3.0	+4.4	+11.1	-1.0	+8.5
Rank within sector	25 / 90	28 / 89	51 / 88	71 / 80	55 / 70
Quartile	2	2	3	4	4

Sector	IA Sterling Strategic Bond
Asset Class	Fixed Interest
Launch Date	18-Apr-2005
Fund Size	£336.3m / \$443.7m (30-Jun-2024)
Fund Manager	Tim Foster

## How does FE fundinfo rate this fund?

FE fundinfo Crown Rating	
Risk Score	<b>53</b>

## Other ratings

Morningstar Analyst Rating	
----------------------------	---

## Investment Details

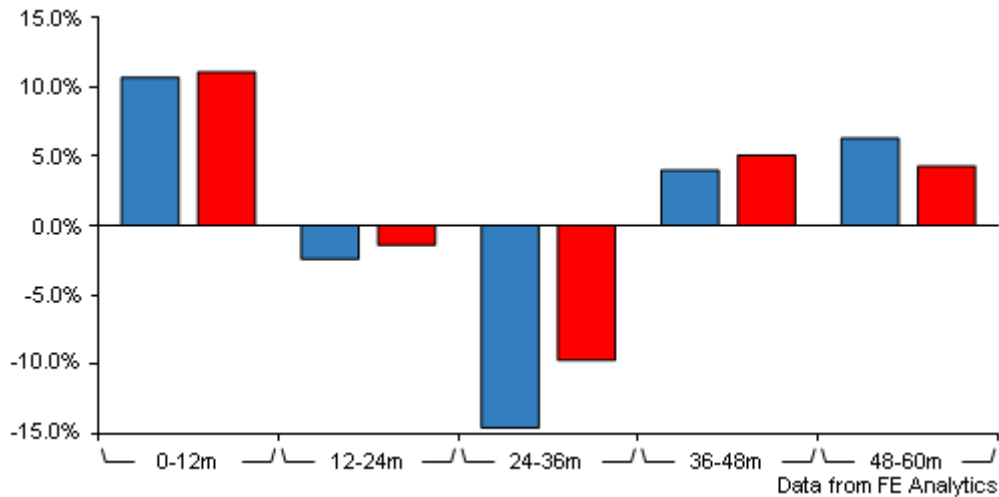
Initial Charge	0.00%
Annual Charges	0.50%
Note to charges	n/a
Minimum Initial Investment	£ 1,000
Minimum Additional Investment	£ 250
Dividend Policy	Jan 01, Feb 01, Mar 01 (Final), Apr 01, May 01, Jun 01, Jul 01, Aug 01, Sep 01, Oct 01, Nov 01, Dec 01

## Prices

Unit Type	INC
Mid	110.20[GBX]
Price Date	23 Aug 2024
Yield	3.82

# Fidelity Strategic Bond W Inc

## Discrete Performance



	0-12m	12m-24m	24m-36m	36m-48m	48m-60m
<span style="color: blue;">■</span> Fidelity Strategic Bond W Inc	+10.7	-2.4	-14.6	+4.0	+6.3
<span style="color: red;">■</span> IA Sterling Strategic Bond	+11.1	-1.4	-9.7	+5.1	+4.3
Rank within sector	51 / 88	60 / 86	73 / 80	50 / 75	15 / 70
Quartile	3	3	4	3	1

All prices in Pence Sterling (GBX) unless otherwise specified. Price total return performance figures are calculated on a bid price to bid price basis (mid to mid for OEICs) with net income (dividends) reinvested. Performance figures are shown in Pound Sterling (GBP).

## Codes

Citicode	GQN4
SEDOL	B469J89
ISIN	GB00B469J896

## Contact Details

Address	4 Cannon St, London, EC4M 5AB
Telephone numbers	0333 300 3350 (Main Number)
Website	<a href="http://www.fidelityinternational.com">www.fidelityinternational.com</a>

# Fidelity Strategic Bond W Inc

## Asset Allocation (31 Jul 2024)

Rank	Asset Classes	%
1	United Kingdom (& Ire.) Bonds	27.71
2	United States (& Other Amer.) Bonds	26.39
3	European Fixed Interest	15.06
4	Germany (& Aust.) Bonds	10.82
5	Latin America Bonds	3.20
6	Cash	3.05
7	France Bonds	2.92
8	Canada Bonds	2.70
9	Scandinavia Bonds	2.56
10	Others	5.59



Powered by data from FE fundinfo

## Regional Breakdown (31 Jul 2024)

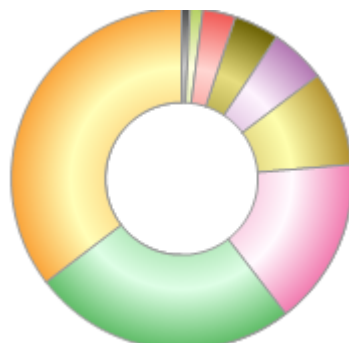
Rank	Regions	%
1	United Kingdom (& Ire.)	27.71
2	United States (& Other Amer.)	26.39
3	Germany (& Aust.)	10.82
4	Mediterranean	9.96
5	Other Europe	5.10
6	Latin America	3.20
7	Cash	3.05
8	France	2.92
9	Canada	2.70
10	Others	8.15



Powered by data from FE fundinfo

## Sector Breakdown (31 Jul 2024)

Rank	Sectors	%
1	Investment Grade Bonds	35.42
2	High Yield Bond	25.13
3	Government Bonds	15.90
4	Investment Grade Government Bonds	8.99
5	Index Linked	5.27
6	Asset/Mortgage-Backed Securities	4.27
7	Money Market	3.05
8	Others	1.19
9	Foreign Exchange	0.78



Powered by data from FE fundinfo

## Top Holdings (31 Jul 2024)

Rank	Largest Holdings	%
1	(UKTB) UK TREASURY BILL GBP	10.62
2	(TII) TSY INFL IX N/B	5.27

# Fidelity Strategic Bond W Inc

Rank	Largest Holdings	%
3	(KFW) KFW	5.09
4	(UKT) UNITED KINGDOM GILT	1.79
5	(T) US TREASURY N/B	1.52
6	(MBONO) MEX BONOS DESARR FIX RT	1.48
7	(EDF) ELECTRICITE DE FRANCE SA	1.14
8	(HSBC) HSBC BNK CAO FND STER 1	1.14
9	(BMW) BMW FINANCE NV	1.12
10	(STLA) STELLANTIS NV	0.94