

## Zurich UK Equity Pn

### Fund objective

The Zurich UK Equity EP fund invests 60% in The CT UK fund and 40% in The CT UK Equity Income fund. Both funds look to outperform the FTSE All-Share Index over rolling 3-year periods. The funds are actively managed and invest at least 90% of their assets in shares of companies listed on the London Stock Exchange; predominantly companies domiciled in the UK, or which have significant UK business operations. The funds select companies that exhibit above average income generation potential, as well as those considered to offer opportunities more by way of share price or dividend growth. These companies may be selected from any industry or economic sector, and whilst there is no restriction on size, investment tends to focus on the larger companies included in the FTSE All-Share Index. Typically The CT UK fund invests in fewer than 80 companies and The CT UK Equity Income fund in fewer than 60 companies. Both funds may include shares of some companies not within the FTSE All-Share Index. The funds may invest in other securities (including fixed interest securities) and collective investment schemes (including funds managed by Columbia Threadneedle companies), when deemed appropriate. The funds may also hold money market instruments, deposits, cash and near cash. The funds ... (Please refer to the Trustnet Factsheet or the Provider's Own Factsheet for the full Fund Objective)

### Detailed fund information

**Unit name** Zurich UK Equity Pn

**FE fundinfo Crown Rating** Crown Rating

**Sector** UK All Companies

**Domicile** United Kingdom

**Fund currency** GBX

**Unit currency** GBX

**Launch date** 01-Jan-1991

**Fund size** (as at 30-Sep-2024) £51.5m

**Primary asset class** Equity

**Inc / Acc** Accumulating

### Price and charges

**Bid price** (as at 31-Oct-2024) GBX  
1525.80

**Offer price** (as at 31-Oct-2024) GBX  
1606.10

**Initial charge** n/a

**Annual charge** 1.00%

### Codes

**Citicode** ES74

**ISIN** GB0002970514

### Management information

**Fund manager** Dominic Baker

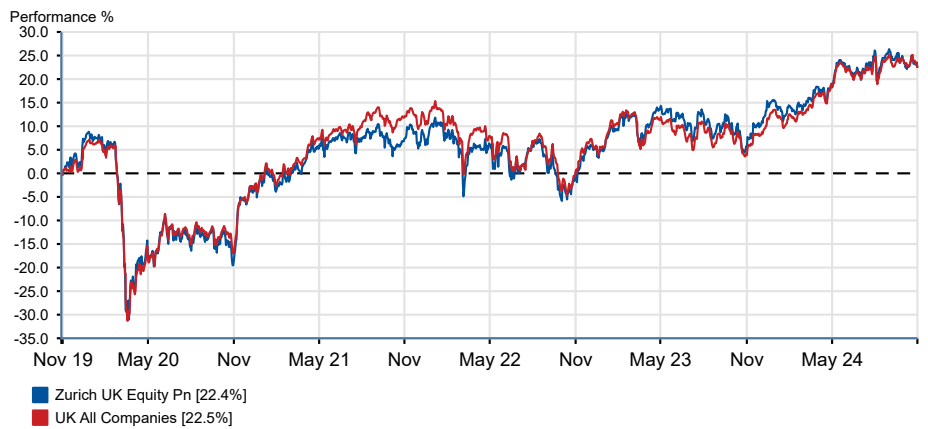
**Start date** 31-Aug-2010

**Address** Unity Place, 1 Carfax Close,  
Swindon, SN1 1AP

**Tel** 0800 096 6233 (Main Number)

**Website** www.zurich.co.uk

### Past performance overview fund vs. sector



30/10/2019 - 30/10/2024 Powered by data from FE fundinfo

### Cumulative performance (%)

	YTD	3m	6m	1y	3ys	5ys
Zurich UK Equity Pn	+5.9	-1.7	+2.8	+16.6	+14.6	+22.4
UK All Companies	+8.1	-1.4	+3.1	+17.9	+9.8	+22.9

### Discrete performance (%)

	YTD	2023	2022	2021	2020	2019
Zurich UK Equity Pn	+5.9	+10.2	-4.5	+12.9	-9.4	+21.1
UK All Companies	+8.1	+7.5	-7.3	+15.4	-7.2	+20.4

### Growth of £1000 over 3 years

Total return performance of the fund rebased to 1000. Your actual return would be reduced by the cost of buying and selling the fund, and inflation.

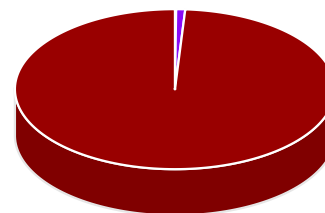


29/10/2021 - 31/10/2024 Powered by data from FE fundinfo

All prices in Pence Sterling (GBX) unless otherwise specified. Price performance figures are calculated on a bid price to bid price basis with net income (dividends) reinvested. Performance figures are shown in Sterling.

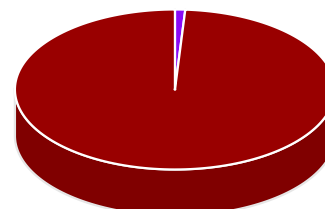
## Asset allocation

Key	Rank	Asset class	% of Fund (30.09.2024)	% of Fund (31.08.2024)
A	1(1)	UK Equities	99.0	(98.9)
B	2(3)	Cash & Cash Equivalents	0.9	(0.2)
C	3(2)	Money Market	0.1	(0.8)



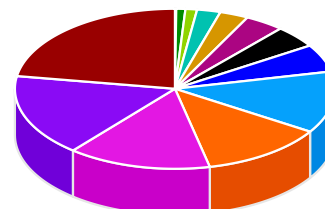
## Regional breakdown

Key	Rank	Region	% of Fund (30.09.2024)	% of Fund (31.08.2024)
A	1(1)	UK	99.0	(98.9)
B	2(2)	Money Market	1.0	(1.1)



## Sector breakdown

Key	Rank	Sector	% of Fund (30.09.2024)	% of Fund (31.08.2024)
A	1(1)	Industrials	22.5	(22.3)
B	2(2)	Consumer Discretionary	16.6	(16.2)
C	3(3)	Consumer Staples	14.5	(14.3)
D	4(4)	Health Care	12.5	(13.5)
E	5(5)	Financials	12.5	(12.2)
F	6(6)	Basic Materials	5.6	(5.4)
G	7(7)	Energy	4.5	(4.9)
H	8(8)	Real Estate	4.0	(3.8)
I	9(9)	Technology	2.9	(2.9)
J	10(10)	Utilities	2.4	(2.4)
K	11(11)	Telecommunications	1.2	(1.1)
L	12(13)	Cash & Cash Equivalents	0.9	(0.2)
M	13(12)	Money Market	0.1	(0.8)



## Top ten holdings

Rank	Holding	% of Fund (30.09.2024)	% of Fund (30.08.2024)
1(1)	CT UK XNI GBP	59.4	59.6
2(2)	CT UK Equity Income XNI GBP	40.6	40.4