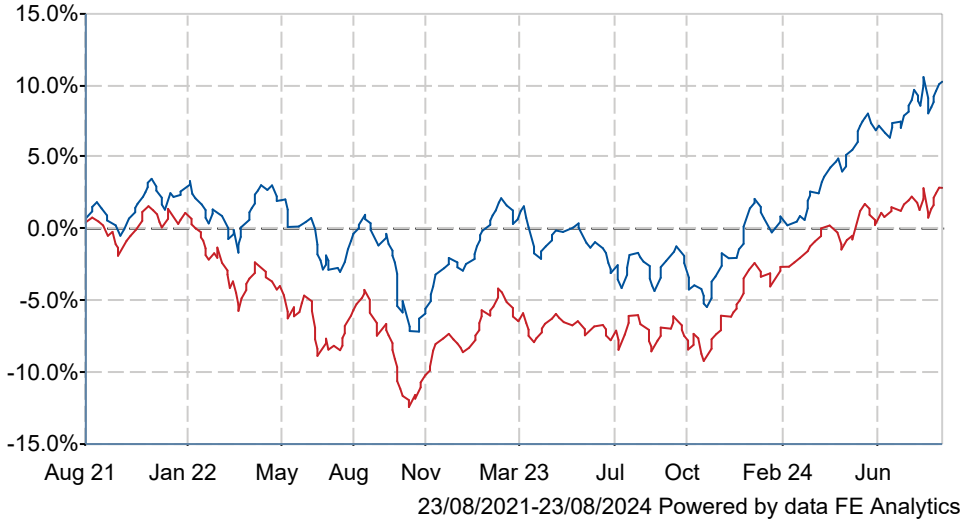


The MI Hawksmoor Vanbrugh C Acc

What is the Fund's objective?

The investment objective of the Fund is to provide capital growth and income


Cumulative Performance



	3m	6m	1yr	3yrs	5yrs
■ The MI Hawksmoor Vanbrugh C Acc	+2.3	+9.3	+15.3	+10.2	+23.5
■ IA Mixed Investment 20-60% Shares	+1.6	+5.0	+12.2	+2.8	+16.1
Rank within sector	33 / 192	1 / 191	11 / 188	12 / 169	25 / 149
Quartile	1	1	1	1	1

Sector	IA Mixed Investment 20-60% Shares
Asset Class	Mixed Asset
Launch Date	18-Feb-2009
Fund Size	£246.6m / \$325.4m (23-Aug-2024)
Fund Manager	Daniel Lockyer Ben Conway Ben Mackie Dan Cartridge

How does FE fundinfo rate this fund?

FE fundinfo Crown Rating	
Risk Score	61

Investment Details

Initial Charge	n/a
Annual Charges	0.75%
Note to charges	n/a
Minimum Initial Investment	£ 2,000,000
Minimum Additional Investment	£ 1,000
Dividend Policy	May 01, Nov 01 (Final)

Prices

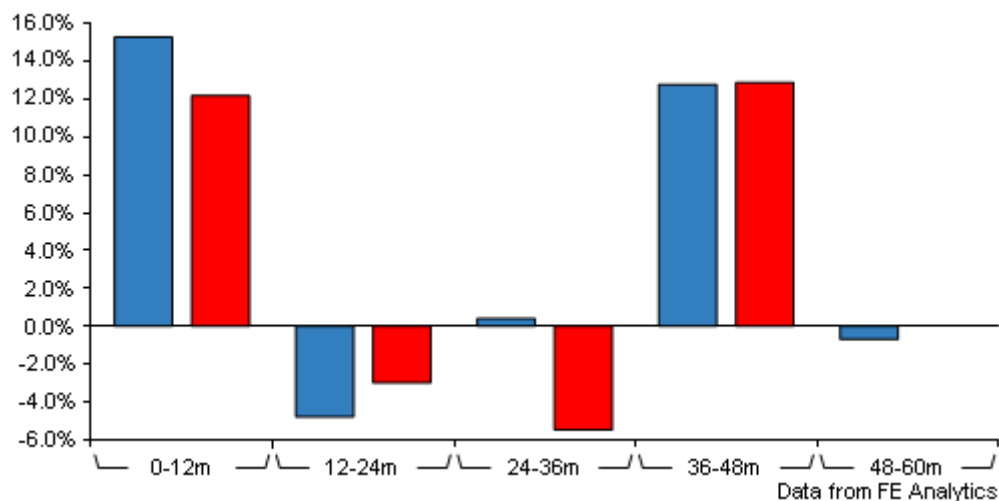
Unit Type	ACC
Mid	171.18(GBX)
Price Date	23 Aug 2024
Yield	2.54

Codes

Citicode	K29F
SEDOL	BJ4GVQ9
ISIN	GB00BJ4GVQ92

The MI Hawksmoor Vanbrugh C Acc

Discrete Performance



	0-12m	12m-24m	24m-36m	36m-48m	48m-60m
■ The MI Hawksmoor Vanbrugh C Acc	+15.3	-4.8	+0.4	+12.8	-0.7
■ IA Mixed Investment 20-60% Shares	+12.2	-3.0	-5.5	+12.9	+0.0
Rank within sector	11 / 188	139 / 175	13 / 169	88 / 158	87 / 149
Quartile	1	4	1	3	3

All prices in Pence Sterling (GBX) unless otherwise specified. Price total return performance figures are calculated on a bid price to bid price basis (mid to mid for OEICs) with net income (dividends) reinvested. Performance figures are shown in Pound Sterling (GBP).

Contact Details

Address MI Hawksmoor Open-Ended Investment Company -, The MI Hawksmoor Vanbrugh Fund, Hamilton Centre Rodney Way, Chelmsford, Essex, CM1 3BY

Telephone numbers 0345 026 4283 (Dealing & Administration)

Website www.fundrock.com

Email hawksmoor@apexgroup.com

The MI Hawksmoor Vanbrugh C Acc

Asset Allocation (31 Jul 2024)

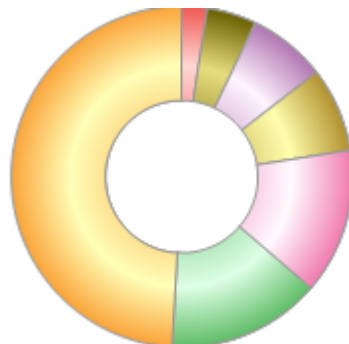
Rank	Asset Classes	%
1	UK Equities	20.00
2	Global Fixed Interest	13.40
3	Others	12.10
4	UK Fixed Interest	10.20
5	Commodity & Energy	8.00
6	Japanese Equities	7.20
7	UK Corporate Fixed Interest	7.10
8	Alternative Investment Strategies	4.90
9	Property	4.60
10	Others	12.50



Powered by data from FE fundinfo

Regional Breakdown (31 Jul 2024)

Rank	Regions	%
1	UK	49.10
2	North America	14.60
3	Europe ex UK	13.80
4	Other	8.00
5	Japan	7.40
6	Asia ex Japan	4.70
7	Emerging Markets	2.40



Powered by data from FE fundinfo

Sector Breakdown (31 Jul 2024)

Rank	Sectors	%
1	UK Equities	26.70
2	Sovereign Bonds	12.40
3	Asset Backed Debt	11.80
4	Infrastructure	8.90
5	Precious Metal Equities	8.00
6	Japanese Equities	7.20
7	Corporate Bonds	5.20
8	Private Equity	4.90
9	Shipping	4.20
10	Others	10.70



Powered by data from FE fundinfo

Top Holdings (31 Jul 2024)

Rank	Largest Holdings	%
1	Allianz Index-Linked Gilt	8.51
2	TwentyFour Monument Bond	7.63

The MI Hawksmoor Vanbrugh C Acc

Rank	Largest Holdings	%
3	WisdomTree Core Physical Gold	4.89
4	Artemis UK Select	4.07
5	CG Dollar	3.88
6	WS Gresham House UK Multi Cap Income	3.82
7	Man GLG Sterling Corporate Bond	3.12
8	Ninety One Global Gold	3.07
9	Polar Capital UK Value Opportunities	2.79
10	Aberforth UK Small Companies	2.45