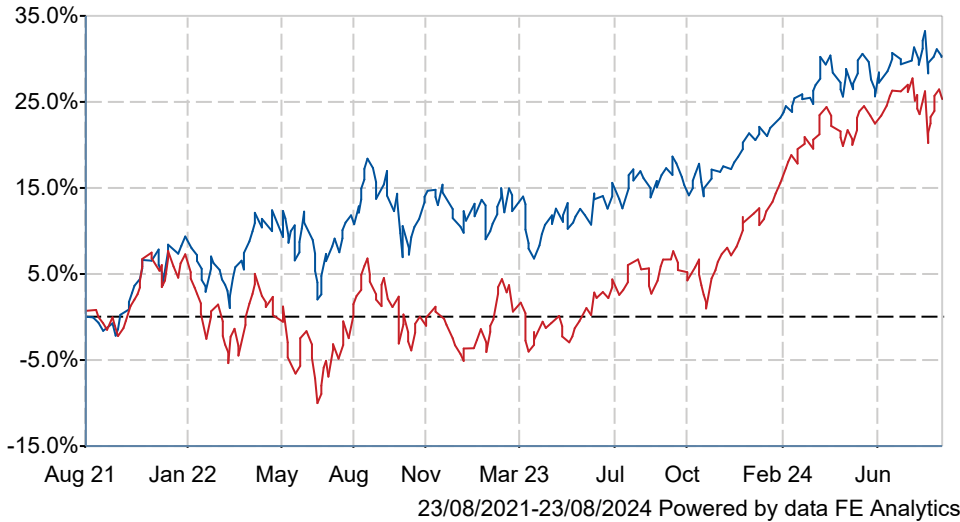


FTF ClearBridge US Equity Income W Acc

What is the Fund's objective?

No objective available for this fund.


Cumulative Performance



	3m	6m	1yr	3yrs	5yrs
FTF ClearBridge US Equity Income W Acc	+0.6	+3.5	+13.0	+30.1	+57.0
IA North America	+1.4	+4.6	+20.3	+25.1	+75.1
Rank within sector	172 / 253	182 / 252	213 / 250	91 / 229	160 / 202
Quartile	3	3	4	2	4

Sector	IA North America
Asset Class	Equity
Launch Date	17-Oct-2011
Fund Size	£121.6m / \$160.5m (23-Aug-2024)
Fund Manager	Michael Clarfeld Peter Vanderlee John Baldi

How does FE fundinfo rate this fund?

FE fundinfo Crown Rating	
Risk Score	103

Investment Details

Initial Charge	n/a
Annual Charges	0.68%
Note to charges	n/a
Minimum Initial Investment	£ 1,000
Minimum Additional Investment	£ 250
Dividend Policy	n/a

Prices

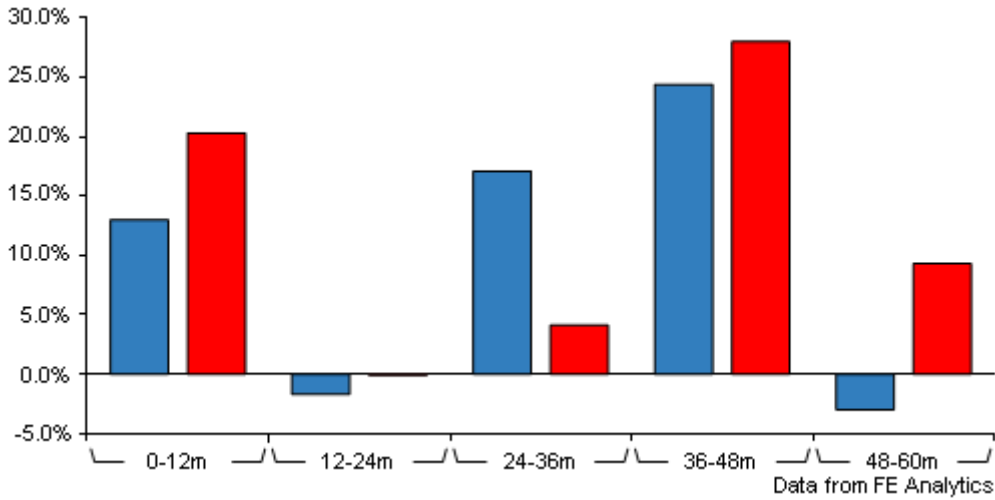
Unit Type	ACC
Mid	482.30(GBX)
Price Date	23 Aug 2024
Yield	1.97

Codes

Citicode	XW7N
SEDOL	BMF4SY0
ISIN	GB00BMF4SY06

FTF ClearBridge US Equity Income W Acc

Discrete Performance



	0-12m	12m-24m	24m-36m	36m-48m	48m-60m
FTF ClearBridge US Equity Income W Acc	+13.0	-1.7	+17.1	+24.4	-3.0
IA North America	+20.3	-0.1	+4.1	+28.0	+9.3
Rank within sector	213 / 250	158 / 243	25 / 229	170 / 215	173 / 202
Quartile	4	3	1	4	4

All prices in Pence Sterling (GBX) unless otherwise specified. Price total return performance figures are calculated on a bid price to bid price basis (mid to mid for OEICs) with net income (dividends) reinvested. Performance figures are shown in Pound Sterling (GBP).

Contact Details

Address Cannon Place, 78 Cannon Street, London, EC4N 6HL

Telephone numbers 0800 305 306 (Main Number)

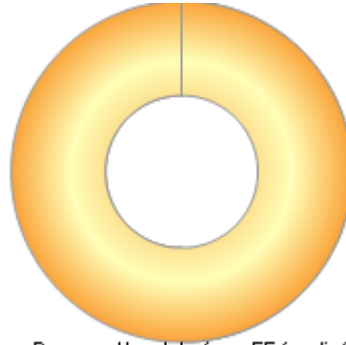
Website www.franklintempleton.co.uk/

Email enquiries@franklintempleton.co.uk

FTF ClearBridge US Equity Income W Acc

Asset Allocation (31 Jul 2024)

Rank	Asset Classes	%
1	US Equities	100.16
2	Money Market	-0.16



Powered by data from FE fundinfo

Sector Breakdown (31 Jul 2024)

Rank	Sectors	%
1	Financials	17.44
2	Information Technology	14.32
3	Other	12.52
4	Consumer Staples	11.13
5	Health Care	10.36
6	Energy	9.68
7	Communication Services	8.89
8	Materials	8.36
9	Industrials	7.46
10	Cash & Cash Equivalents	-0.16



Powered by data from FE fundinfo

Top Holdings (31 Jul 2024)

Rank	Largest Holdings	%
1	Microsoft Corp	4.01
2	Apollo Global Management Inc	3.59
3	JPMorgan Chase & Co.	3.52
4	Williams Cos Inc	3.28
5	Sempra Energy	3.25
6	Nestle S.A. Sponsored ADR	3.20
7	Comcast Corp Class A	3.11
8	Exxon Mobil Corp	3.10
9	Becton Dickinson & Co.	2.94
10	Enbridge Inc.	2.69