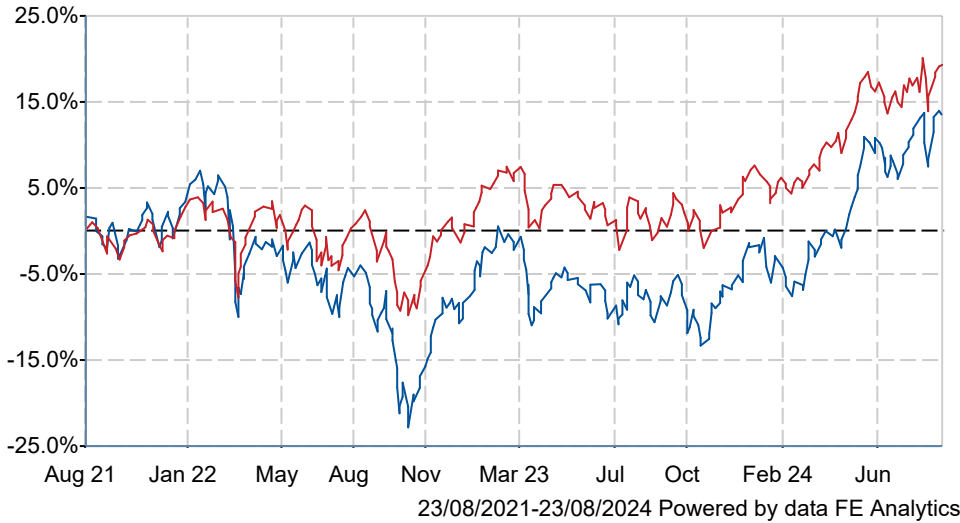




Courtiers UK Equity Income Retail

What is the Fund's objective?

The Fund aims to achieve capital growth and income from a portfolio of UK company shares, over 5 years.


Cumulative Performance



	3m	6m	1yr	3yrs	5yrs
 Courtiers UK Equity Income Retail	+3.4	+20.2	+26.1	+13.5	+53.9
 IA UK Equity Income	+1.6	+12.7	+20.1	+19.2	+37.1
Rank within sector	9 / 75	2 / 75	3 / 75	54 / 74	5 / 72
Quartile	1	1	1	3	1

Sector	IA UK Equity Income
Asset Class	Equity
Launch Date	27-Nov-2015
Fund Size	£61.8m / \$81.5m (22-Aug-2024)
Fund Manager	Gary Reynolds Jacob Reynolds

How does FE fundinfo rate this fund?

FE fundinfo Crown Rating	
Risk Score	136

Investment Details

Initial Charge	0.00%
Annual Charges	1.50%
Note to charges	n/a
Minimum Initial Investment	£ 1,000
Minimum Additional Investment	£ 1,000
Dividend Policy	Apr 02, Oct 02 (Final)

Prices

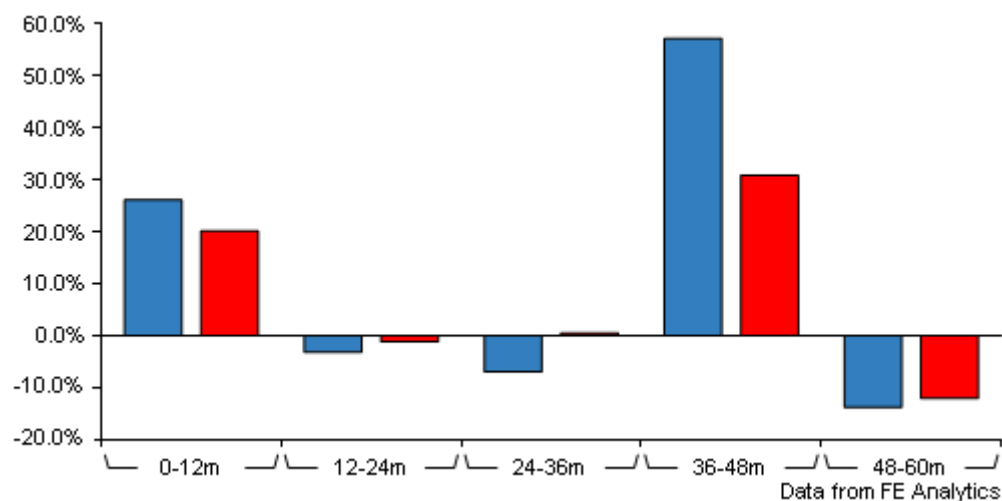
Unit Type	ACC
Mid	1.88(GBP)
Price Date	22 Aug 2024
Yield	n/a

Codes

Citicode	E3TN
SEDOL	BYXW59
ISIN	GB00BYXW596

Courtiers UK Equity Income Retail

Discrete Performance



	0-12m	12m-24m	24m-36m	36m-48m	48m-60m
■ Courtiers UK Equity Income Retail	+26.1	-3.2	-7.0	+57.2	-13.8
■ IA UK Equity Income	+20.1	-1.2	+0.5	+30.9	-12.1
Rank within sector	3 / 75	57 / 75	63 / 74	1 / 72	42 / 72
Quartile	1	4	4	1	3

All prices in Pence Sterling (GBX) unless otherwise specified. Price total return performance figures are calculated on a bid price to bid price basis (mid to mid for OEICs) with net income (dividends) reinvested. Performance figures are shown in Pound Sterling (GBP).

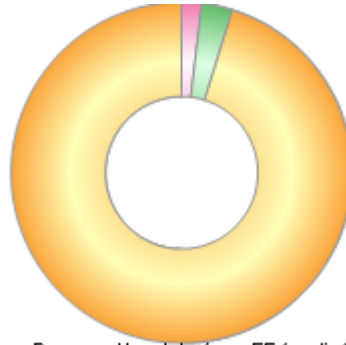
Contact Details

Address	18 Hart Street, Henley-on-Thames, Oxfordshire, RG9 2AU
Telephone numbers	44 (0) 1491 578 368 (Main Number)
Website	www.courtiers.co.uk
Email	enquiries@courtiers.co.uk

Courtiers UK Equity Income Retail

Asset Allocation (31 Jul 2024)

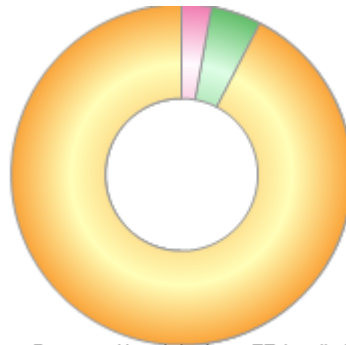
Rank	Asset Classes	%
1	International Equities	95.20
2	Others	2.90
3	Money Market	1.90



Powered by data from FE fundinfo

Regional Breakdown (31 Jul 2024)

Rank	Regions	%
1	UK	92.40
2	Others	4.80
3	Emerging Asia	2.80



Powered by data from FE fundinfo

Sector Breakdown (31 Jul 2024)

Rank	Sectors	%
1	Cyclical Consumer Goods	18.70
2	Financial Services	15.20
3	Communications	12.30
4	Industrials	12.20
5	Basic Materials	8.30
6	Health Care	8.10
7	Utilities	5.90
8	Technology	5.80
9	Consumer Staples	5.50
10	Others	8.00



Powered by data from FE fundinfo

Top Holdings (31 Jul 2024)

Rank	Largest Holdings	%
1	PERSIMMON PUBLIC LIMITED COMPANY	3.64
2	KELLER GROUP PLC	3.60

Courtiers UK Equity Income Retail

Rank	Largest Holdings	%
3	MARKS & SPENCER GROUP P.L.C.	3.52
4	DRAX GROUP PLC	3.48
5	LLOYDS BANKING GROUP PLC	3.42
6	BT GROUP PLC	3.40
7	FDM GROUP PLC	3.38
8	OSB GROUP PLC	3.28
9	SMITH & NEPHEW PLC	3.25
10	REACH PLC	3.25