

Fund Information

Sector	Commodity & Energy
Asset Class	Commodity/Energy
Launch Date	12-Sep-2008
Fund Size	£109.0m / \$143.8m (22-Aug-2024)
Fund Manager	Pascal Rochat

Luxembourg Selection Fund - Active Solar C USD

What is the Fund's objective?


The investment objective of the Subfund is long-term capital appreciation through investing at least two thirds of the assets in shares of companies whose primary activity is associated with the solar industry.

Cumulative Performance



	3m	6m	1yr	3yrs	5yrs
Luxembourg Selection Fund - Active Solar C USD	-17.5	-13.4	-31.7	-45.5	+29.7
Commodity & Energy	-5.5	+5.3	+2.5	+14.5	+43.8
Rank within sector	104 / 105	102 / 102	100 / 101	82 / 83	51 / 71
Quartile	4	4	4	4	3

How does FE fundinfo rate this fund?

FE fundinfo Crown Rating	
Risk Score	317

Investment Details

Initial Charge	3.00%
Annual Charges	1.50%
Note to charges	Initial Charges: max.;
Minimum Initial Investment	£ 100
Minimum Additional Investment	n/a
Dividend Policy	n/a

Prices

Unit Type	ACC
Mid	41.04(USD)
Price Date	22 Aug 2024
Yield	n/a

Codes

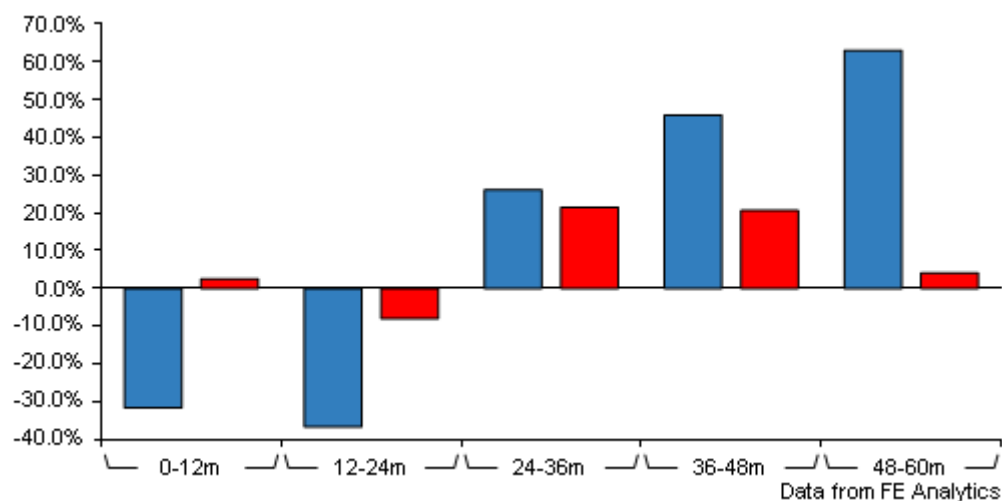
Citicode	DNE8
SEDOL	-
ISIN	LU0377291322

Contact Details

Address	Avenue de la Gare 1, Lausanne, Switzerland, 1003
Telephone numbers	+41.21.320.11.05 (Main Number)
Website	www.activenf.ch
Email	info@activenf.ch

Luxembourg Selection Fund - Active Solar C USD

Discrete Performance



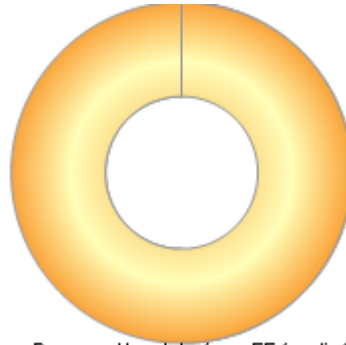
	0-12m	12m-24m	24m-36m	36m-48m	48m-60m
Luxembourg Selection Fund - Active Solar C USD	-31.7	-36.7	+26.1	+45.9	+63.0
Commodity & Energy	+2.5	-8.0	+21.5	+20.6	+4.1
Rank within sector	100 / 101	93 / 93	37 / 83	7 / 77	2 / 71
Quartile	4	4	2	1	1

Price total return performance figures are calculated on a bid price to bid price basis (mid to mid where applicable) with gross income (dividends) reinvested. Performance figures are shown in Pound Sterling (GBP).

Luxembourg Selection Fund - Active Solar C USD

Asset Allocation (31 Jul 2024)

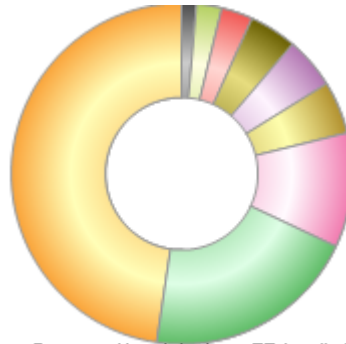
Rank	Asset Classes	%
1	Commodity & Energy	100.00



Powered by data from FE fundinfo

Regional Breakdown (28 Jun 2024)

Rank	Regions	%
1	USA	47.78
2	China	20.39
3	Germany	10.90
4	France	5.00
5	Spain	4.89
6	Norway	4.48
7	Luxembourg	3.01
8	Canada	2.43
9	Israel	1.44
10	Others	-0.32



Powered by data from FE fundinfo

Top Holdings (31 Jul 2024)

Rank	Largest Holdings	%
1	Enphase Energy Inc	8.08
2	First Solar Inc	8.00
3	Sunrun Inc	7.52
4	Array Technologies Inc	7.39
5	SMA Solar Technology AG	5.61
6	Hannon Armstrong Sustainable	4.69
7	Neoen SA	4.58
8	Nextracker Inc	4.54
9	Encavis AG	4.54
10	Scatec ASA	4.19