

CCLA Better World Global Equity I Acc

What is the Fund's objective?

The Sub-Fund aims to provide a total return (the combination of capital growth and income) over the long-term (defined as any rolling period of 5 years) and is managed in line with CCLA's approach to investing for a better world as outlined in CCLA's Better World Policy. There is no guarantee that the objective of the Sub-Fund will be achieved over any time period. Capital is at risk.

Cumulative Performance



	3m	6m	1yr	3yrs	5yrs
■ CCLA Better World Global Equity I Acc	-1.0	+0.1	+16.5	n/a	n/a
■ IA Global	-0.2	+3.5	+16.0	+12.3	+51.5
Rank within sector	400 / 563	471 / 557	296 / 546	n/a	n/a
Quartile	3	4	3	n/a	n/a

Sector	IA Global
Asset Class	Equity
Launch Date	08-Apr-2022
Fund Size	£293.8m / \$387.7m (23-Aug-2024)
Fund Manager	Charlotte Ryland Joe Hawkes

How does FE fundinfo rate this fund?

FE fundinfo Crown Rating	Fund with short history
Risk Score	104

Investment Details

Initial Charge	n/a
Annual Charges	0.55%
Note to charges	n/a
Minimum Initial Investment	£ 20,000,000
Minimum Additional Investment	n/a
Dividend Policy	Mar 31, Jun 30, Sep 30, Dec 31 (Final)

Prices

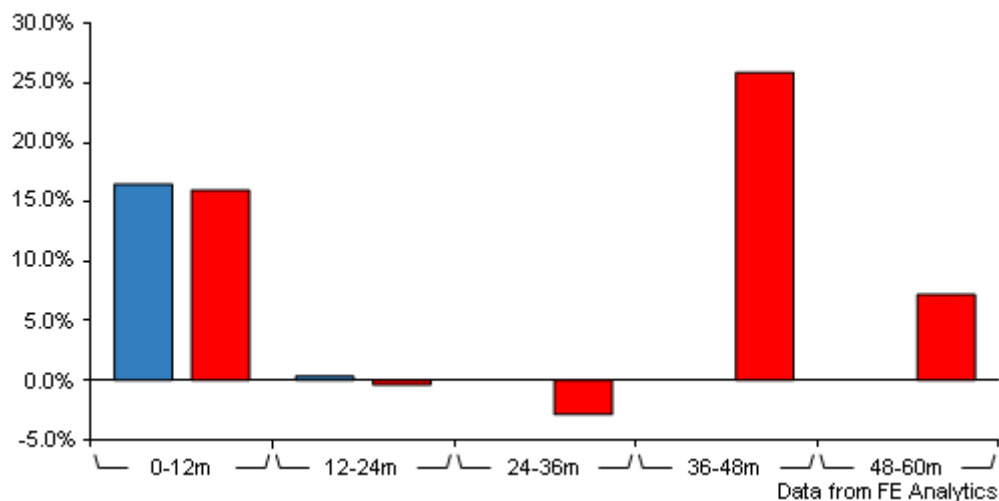
Unit Type	ACC
Mid	1.76(GBP)
Price Date	23 Aug 2024
Yield	0.00

Codes

Citicode	V5D8
SEDOL	BPP3C02
ISIN	GB00BPP3C023

CCLA Better World Global Equity I Acc

Discrete Performance



	0-12m	12m-24m	24m-36m	36m-48m	48m-60m
CCLA Better World Global Equity I Acc	+16.5	+0.3	n/a	n/a	n/a
IA Global	+16.0	-0.4	-2.9	+25.9	+7.2
Rank within sector	296 / 546	269 / 522	n/a	n/a	n/a
Quartile	3	3	n/a	n/a	n/a

All prices in Pence Sterling (GBX) unless otherwise specified. Price total return performance figures are calculated on a bid price to bid price basis (mid to mid for OEICs) with net income (dividends) reinvested. Performance figures are shown in Pound Sterling (GBP).

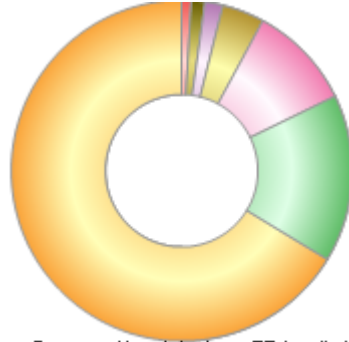
Contact Details

Address	One Angel Lane, London, EC4R 3AB
Telephone numbers	0207 489 6060 (Main Number)
Website	www.ccla.co.uk/
Email	product@ccla.co.uk

CCLA Better World Global Equity I Acc

Asset Allocation (31 Jul 2024)

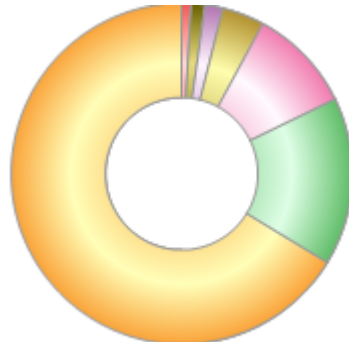
Rank	Asset Classes	%
1	North American Equities	66.30
2	Europe ex UK Equities	15.90
3	UK Equities	9.90
4	Asia Pacific ex Japan Equities	4.00
5	Money Market	1.70
6	Global Equities	1.30
7	Japanese Equities	0.90



Powered by data from FE fundinfo

Regional Breakdown (31 Jul 2024)

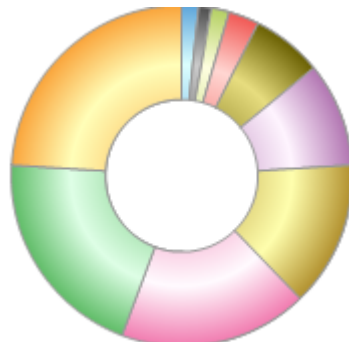
Rank	Regions	%
1	North America	66.30
2	Europe excl. UK	15.90
3	United Kingdom	9.90
4	Asia Pacific excl. Japan	4.00
5	Cash	1.70
6	Other countries	1.30
7	Japan	0.90



Powered by data from FE fundinfo

Sector Breakdown (31 Jul 2024)

Rank	Sectors	%
1	Information technology	24.00
2	Health care	20.30
3	Financials	17.90
4	Industrials	13.80
5	Consumer discretionary	9.90
6	Consumer staples	6.70
7	Communication services	2.90
8	Cash	1.70
9	Real estate	1.20
10	Others	1.60



Powered by data from FE fundinfo

Top Holdings (31 Jul 2024)

Rank	Largest Holdings	%
1	Microsoft	3.50
2	Amazon	2.20

CCLA Better World Global Equity I Acc

Rank	Largest Holdings	%
3	Thermo Fisher Scientific	2.00
4	Alphabet	2.00
5	United Health	1.90
6	Visa	1.90
7	TSMC	1.80
8	ICON	1.70
9	Intercontinental Exchange	1.60
10	S&P Global	1.60