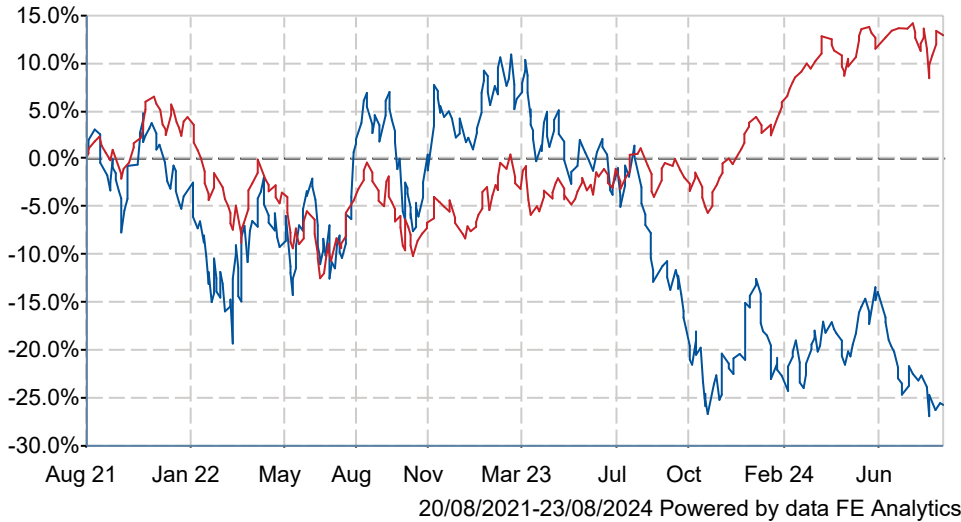




Schroder Global Energy Transition Z Acc GBP

What is the Fund's objective?

No objective available for this fund.

Cumulative Performance




	3m	6m	1yr	3yrs	5yrs
 Schroder Global Energy Transition Z Acc GBP	-10.5	-5.7	-14.7	-25.7	n/a
 IA Global	+0.1	+3.9	+16.5	+12.7	+52.0
Rank within sector	557 / 562	546 / 556	537 / 545	480 / 487	n/a
Quartile	4	4	4	4	n/a

Fund Information

Sector	IA Global
Asset Class	Commodity/Energy
Launch Date	08-Dec-2020
Fund Size	£375.4m / \$491.2m (23-Aug-2024)
Fund Manager	Mark Lacey Alex Monk Felix Odey

How does FE fundinfo rate this fund?

FE fundinfo Crown Rating	
Risk Score	182

Investment Details

Initial Charge	0.00%
Annual Charges	0.95%
Note to charges	Initial Charges: max.;
Minimum Initial Investment	£ 50,000
Minimum Additional Investment	£ 10,000
Dividend Policy	Jan 02 (Final), Apr 02, Jul 02, Oct 02

Prices

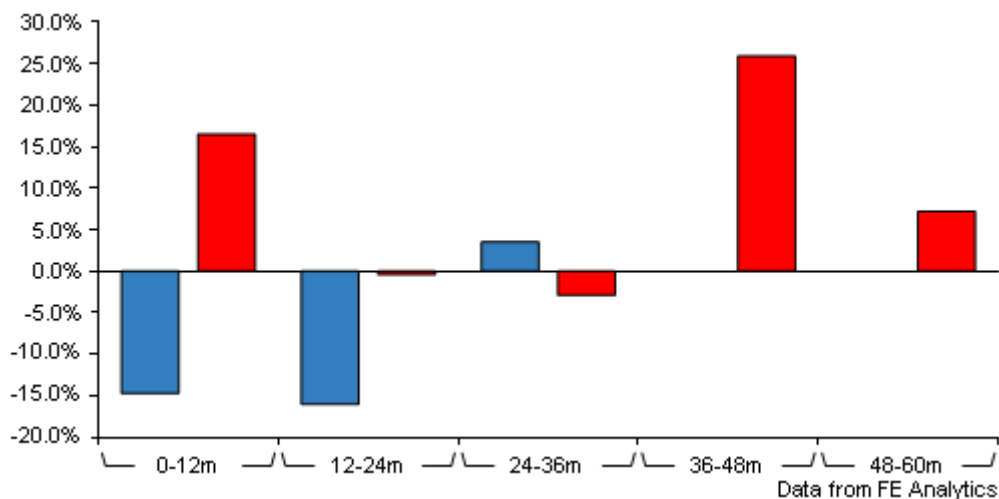
Unit Type	ACC
Mid	39.60(GBX)
Price Date	23 Aug 2024
Yield	1.01

Codes

Citicode	TB90
SEDOL	BF781K8
ISIN	GB00BF781K82

Schroder Global Energy Transition Z

Acc GBP



	0-12m	12m-24m	24m-36m	36m-48m	48m-60m
Schroder Global Energy Transition Z Acc GBP	-14.7	-16.0	+3.5	n/a	n/a
IA Global	+16.5	-0.4	-2.9	+25.9	+7.2
Rank within sector	537 / 545	509 / 522	144 / 487	n/a	n/a
Quartile	4	4	2	n/a	n/a

All prices in Pence Sterling (GBX) unless otherwise specified. Price total return performance figures are calculated on a bid price to bid price basis (mid to mid for OEICs) with net income (dividends) reinvested. Performance figures are shown in Pound Sterling (GBP).

Contact Details

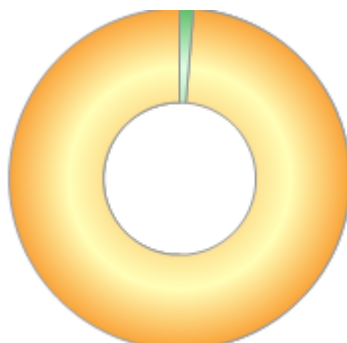
Address	1 London Wall Place, London, EC2Y 5AU
Telephone numbers	44 (0)20 7658 6000 (Main Number)
Website	www.schroders.co.uk

Schroder Global Energy Transition Z

Acc GBP

Asset Allocation (31 Jul 2024)

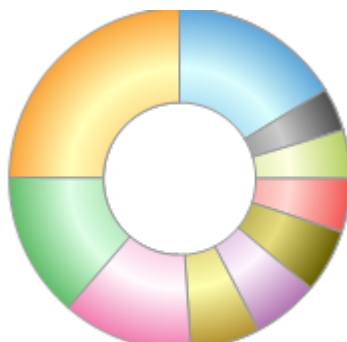
Rank	Asset Classes	%
1	Commodity & Energy	98.74
2	Money Market	1.26



Powered by data from FE fundinfo

Regional Breakdown (31 Jul 2024)

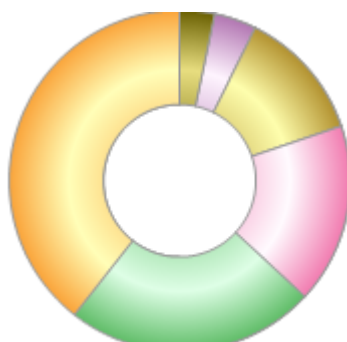
Rank	Regions	%
1	United States	24.88
2	Spain	13.75
3	France	12.38
4	China	6.58
5	Belgium	6.34
6	Denmark	6.00
7	Germany	5.08
8	United Kingdom	4.62
9	Canada	4.09
10	Others	16.28



Powered by data from FE fundinfo

Sector Breakdown (31 Jul 2024)

Rank	Sectors	%
1	Industrials	39.42
2	Utilities	23.70
3	Information Technology	17.12
4	Materials	12.53
5	Liquid Assets	3.97
6	Consumer Discretionary	3.25
7	Derivatives	0.01



Powered by data from FE fundinfo

Top Holdings (31 Jul 2024)

Rank	Largest Holdings	%
1	Vestas Wind Systems A/S	6.00
2	Johnson Matthey PLC	4.54

Schroder Global Energy Transition Z

Acc GBP

3	EDP Renovaveis SA	4.46
4	Redeia Corp SA	4.07
5	Hydro One Ltd	4.00
6	Enphase Energy Inc	3.79
7	Nexans SA	3.42
8	First Solar Inc	3.36
9	Corp ACCIONA Energias Renovables SA	3.18
10	Umicore SA	3.11