



## SLFC Property Life

### Fund objective

Growth

### Detailed fund information

**Unit name** SLFC Property Life

**FE fundinfo Crown Rating**

N/A

**Sector** UK Direct Property

**Domicile** United Kingdom

**Fund currency** GBX

**Unit currency** GBX

**Launch date** 01-Nov-1997

**Fund size** (as at 30-Apr-2024) £32.4m

**Primary asset class** Property

**Inc / Acc** Accumulating

### Price and charges

**Bid price** (as at 17-May-2024) GBX 788.50

**Offer price** (as at 17-May-2024) GBX 830.00

**Initial charge** n/a

**Annual charge** 1.00%

### Codes

**Citicode** CK37

**ISIN** GB0005181614

### Management information

**Fund manager** Aberdeen Standard Investments

**Start date** 11-Jul-2008

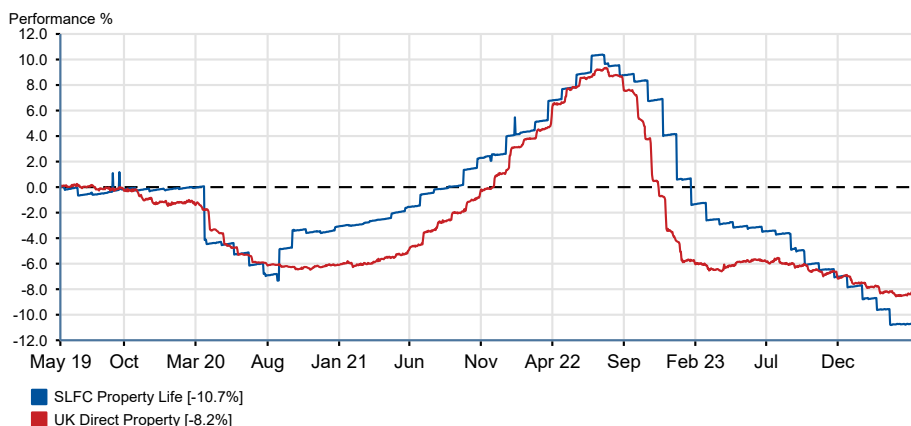
**Address** Sun Life Financial of Canada,  
Matrix House, Basing View,  
Basingstoke

**Tel** 0870 1611 111 (Main Number)

**Website**  
<http://www.sunlifefinancialofcanada.co.uk>

**Email**  
[uk.customerservice@sloc.co.uk](mailto:uk.customerservice@sloc.co.uk)

### Past performance overview fund vs. sector



17/05/2019 - 17/05/2024 Powered by data from FE fundinfo

### Cumulative performance (%)

	YTD	3m	6m	1y	3ys	5ys
SLFC Property Life	-3.2	-2.2	-4.5	-7.9	-9.0	-10.7
UK Direct Property	-1.0	-0.5	-1.7	-2.6	-3.1	-8.2

### Discrete performance (%)

	YTD	2023	2022	2021	2020	2019
SLFC Property Life	-3.2	-8.4	-3.2	+7.3	-2.9	+0.6
UK Direct Property	-1.0	-2.3	-7.3	+9.1	-4.9	-1.3

### Growth of £1000 over 3 years

Total return performance of the fund rebased to 1000. Your actual return would be reduced by the cost of buying and selling the fund, and inflation.





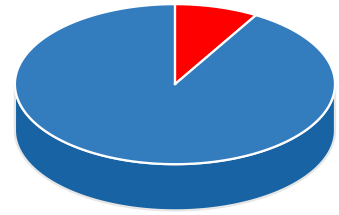
■ Fund

20/05/2021 - 17/05/2024 Powered by data from FE fundinfo

All prices in Pence Sterling (GBX) unless otherwise specified. Price performance figures are calculated on a bid price to bid price basis with net income (dividends) reinvested. Performance figures are shown in Sterling.

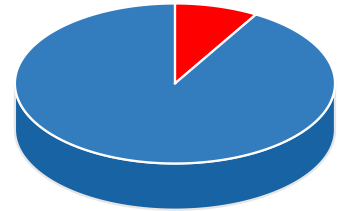
## Asset allocation

Key	Rank	Asset class	% of Fund (29.02.2024)
A 	1	Property	91.6
B 	2	Money Market	8.5



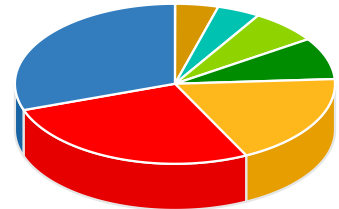
## Regional breakdown

Key	Rank	Region	% of Fund (29.02.2024)
A 	1	United Kingdom	91.6
B 	2	Money Market	8.5



## Sector breakdown

Key	Rank	Sector	% of Fund (29.02.2024)
A 	1	Industrial	30.3
B 	2	Retail	27.0
C 	3	Office	18.6
D 	4	Money Market	8.5
E 	5	Supermarket	6.9
F 	6	Showroom	4.3
G 	7	Distribution	4.3
H 	8	Car Park	0.0



## Top ten holdings

Rank	Holding	% of Fund (29.02.2024)
1	Daksa House, London, SW3	9.9
2	1/7/11 Orient Ind Park, London E10	7.4
3	Sovereign House, Brighton	5.7
4	Cardinal Park, Huntingdon	5.2
5	8 Angel Court, London EC2R	5.1
6	Transcentral, Reading	5.1
7	Car Showroom, Edgware Rd, London	4.3
8	Hams Hall Distribution Park, Birmingham	4.3
9	Outlane, Liverpool	4.2