

IFSL Marlborough European Special Situations P Inc

What is the Fund's objective?

The aim of the Fund is to provide capital growth, that is, to increase the value of your investment.


Cumulative Performance



	3m	6m	1yr	3yrs	5yrs
IFSL Marlborough European Special Situations P Inc	-1.0	+8.3	+16.4	-1.7	+78.1
IA Europe Excluding UK	-2.7	+3.0	+14.2	+10.8	+46.4
Rank within sector	23 / 139	8 / 139	33 / 139	118 / 135	3 / 127
Quartile	1	1	1	4	1

Sector	IA Europe Excluding UK
Asset Class	Equity
Launch Date	22-May-1986
Fund Size	£293.4m / \$387.1m (31-Jul-2024)
Fund Manager	David Walton Tom Livesey Steve Robertson

How does FE fundinfo rate this fund?

Alpha Manager Rating	David Walton
FE fundinfo Crown Rating	
Risk Score	99

Investment Details

Initial Charge	0.00%
Annual Charges	0.75%
Note to charges	n/a
Minimum Initial Investment	£ 1,000
Minimum Additional Investment	£ 1,000
Dividend Policy	Sep 11 (Final)

Prices

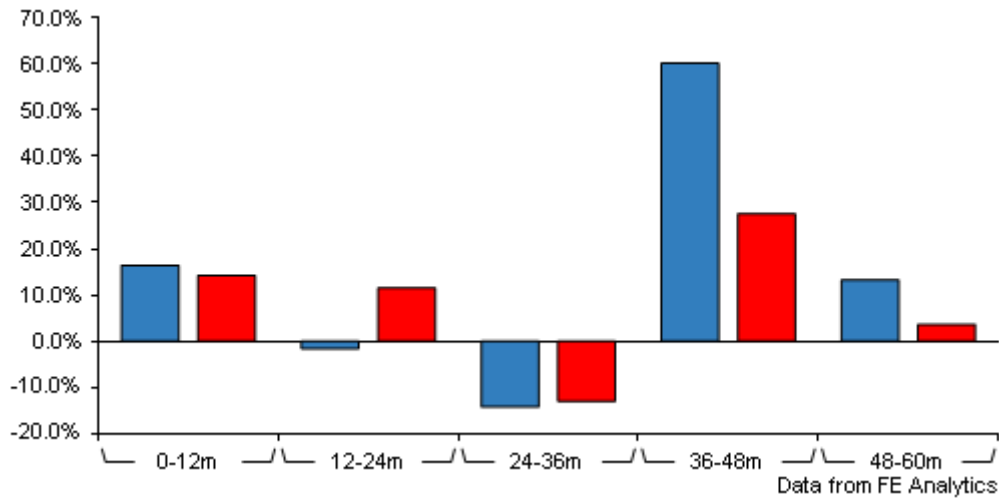
Unit Type	INC
Mid	769.43(GBX)
Price Date	23 Aug 2024
Yield	1.98

Codes

Citicode	I30P
SEDOL	B90VHJ3
ISIN	GB00B90VHJ34

IFSL Marlborough European Special Situations P Inc

Discrete Performance



	0-12m	12m-24m	24m-36m	36m-48m	48m-60m
IFSL Marlborough European Special Situations P Inc	+16.4	-1.6	-14.3	+60.2	+13.2
IA Europe Excluding UK	+14.2	+11.5	-13.0	+27.6	+3.6
Rank within sector	33 / 139	132 / 138	92 / 135	1 / 129	15 / 127
Quartile	1	4	3	1	1

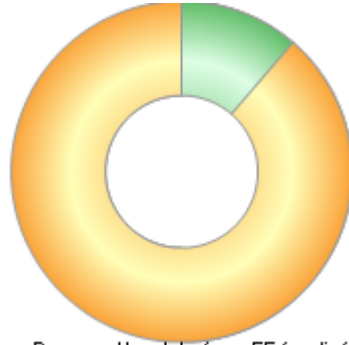
All prices in Pence Sterling (GBX) unless otherwise specified. Price total return performance figures are calculated on a bid price to bid price basis (mid to mid for OEICs) with net income (dividends) reinvested. Performance figures are shown in Pound Sterling (GBP).

Contact Details

Address	Investment Fund Services Limited, 59, Chorley New Road, Bolton BL1 4QP
Telephone numbers	0808 178 9321 (Main Number)
Website	www.ifslfunds.com
Email	enquiries@ifslfunds.com

Asset Allocation (01 Jul 2024)

Rank	Asset Classes	%
1	International Equities	88.70
2	Cash and Equivalents	11.30



Powered by data from FE fundinfo

Regional Breakdown (01 Jul 2024)

Rank	Regions	%
1	France	23.30
2	Sweden	14.80
3	Cash	11.30
4	Denmark	11.10
5	Italy	7.90
6	Netherlands	6.80
7	Other	5.30
8	Spain	5.00
9	Germany	4.40
10	Others	10.10



Powered by data from FE fundinfo

Top Holdings (01 Aug 2024)

Rank	Largest Holdings	%
1	PROACT IT GROUP AB	3.90
2	SARANTIS SA	3.52
3	IPSOS	2.79
4	H LUNDBECK A/S	2.65
5	NN GROUP NV	2.60
6	VBG GROUP AB-B	2.50
7	LNA SANTE EUR2	2.43
8	LOOMIS AB NPV	2.30
9	STEF S.A.	2.19
10	DELTA PLUS GROUP	2.18