

UK Equity Tracker 4 Life

Fund objective

The fund invests via the HBOS Investment Fund Managers Limited (HIFML) UK Equity Tracker OEIC Fund. The OEIC Fund aim is to match as closely as possible the performance of the FTSE All-Share Custom Screened Index (the "Benchmark Index"), before deduction of fees, by investing in UK shares. The Fund aims to invest in shares of all of the companies within the Benchmark Index. This is often referred to as a 'full replication' approach. Where HIFML believes it can provide an advantage to the Fund in managing costs, to achieve a more efficient way of tracking the Benchmark Index, or where there are exceptional market circumstances, the Fund may include or exclude specific shares and/or other security types which are representative of a share in the Benchmark Index (such as depositary receipts). The Fund may also invest, up to 10%, in other funds to gain exposure to the Benchmark Index. Derivatives and stock lending may only be used for efficient portfolio management purposes. The Benchmark Index measures the performance of a sub-set of equity securities within the FTSE All-Share Index (the "Parent Index"). The Parent Index provides a representation of the returns of securities in the UK equity market by measuring the performance of shares of small, medium and large companies li... (Please refer to the Trustnet Factsheet or the Provider's Own Factsheet for the full Fund Objective)

Detailed fund information

Unit name UK Equity Tracker 4 Life

FE fundinfo Crown Rating 1

Sector UK All Companies

Domicile United Kingdom

Fund currency GBX

Unit currency GBX

Launch date 01-May-1994

Fund size (as at 30-Sep-2024) £4.6m

Primary asset class Equity

Inc / Acc Accumulating

Price and charges

Bid price (as at 31-Oct-2024) GBX 685.20

Offer price (as at 31-Oct-2024) GBX 721.20

Initial charge n/a

Annual charge 1.00%

Codes

Citicode C299

ISIN GB0002079209

Management information

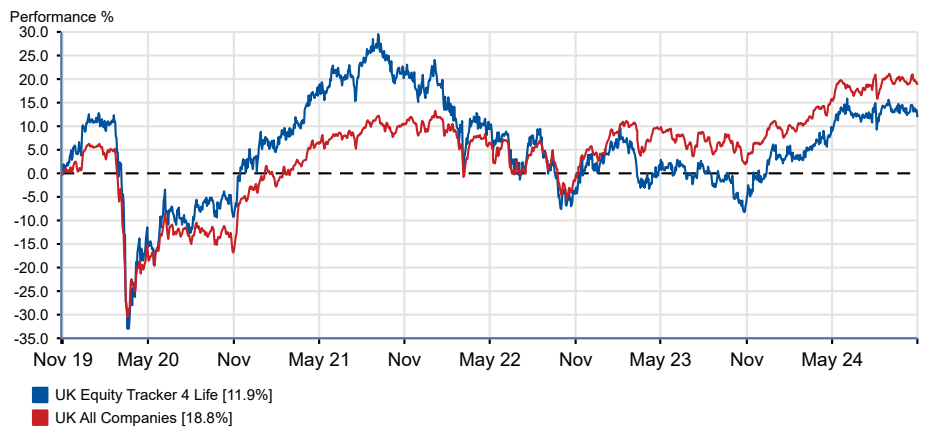
Fund manager EMEA Portfolio Engineering Team

Start date 24-Jun-2024

Address PO Box 17036, 69 Morrison Street, Edinburgh

Tel 0131 655 6000. (Main Number)

Past performance overview fund vs. sector



Cumulative performance (%)

	YTD	3m	6m	1y	3ys	5ys
UK Equity Tracker 4 Life	+6.8	-1.0	+1.9	+20.2	-6.9	+11.9
UK All Companies	+7.0	-1.4	+2.6	+16.0	+7.8	+19.0

Discrete performance (%)

	YTD	2023	2022	2021	2020	2019
UK Equity Tracker 4 Life	+6.8	+2.2	-15.0	+14.7	-5.2	+20.7
UK All Companies	+7.0	+6.7	-6.9	+13.6	-6.8	+18.3

Growth of £1000 over 3 years

Total return performance of the fund rebased to 1000. Your actual return would be reduced by the cost of buying and selling the fund, and inflation.



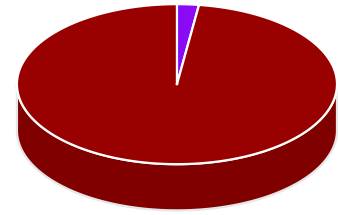
■ Fund

29/10/2021 - 31/10/2024 Powered by data from FE fundinfo

All prices in Pence Sterling (GBX) unless otherwise specified. Price performance figures are calculated on a bid price to bid price basis with net income (dividends) reinvested. Performance figures are shown in Sterling.

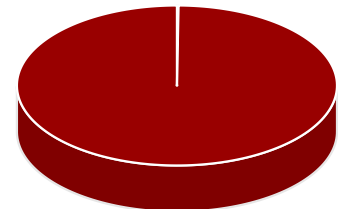
Asset allocation

Key	Rank	Asset class	% of Fund (30.09.2024)	% of Fund (30.06.2024)
A	1(1)	UK Equities	97.8	(98.9)
B	2(2)	Futures	2.3	(1.1)
C	3(3)	Other	0.3	(0.4)
D	4(4)	Money Market	-0.4	(-0.4)



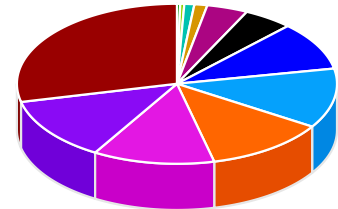
Regional breakdown

Key	Rank	Region	% of Fund (30.09.2024)	% of Fund (30.06.2024)
A	1(1)	UK	99.8	(99.7)
B	2(2)	Other	0.2	(0.3)



Sector breakdown

Key	Rank	Sector	% of Fund (30.09.2024)	% of Fund (30.06.2024)
A	1(1)	Financials	28.7	(28.3)
B	2(2)	Industrials	12.8	(13.0)
C	3(3)	Health Care	12.3	(12.6)
D	4(5)	Consumer Services	12.3	(11.6)
E	5(6)	Consumer Goods	12.0	(11.2)
F	6(4)	Oil & Gas	9.8	(11.7)
G	7(7)	Basic Materials	5.0	(5.0)
H	8(8)	Utilities	4.2	(3.7)
I	9(9)	Telecommunications	1.3	(1.2)
J	10(10)	Technology	1.0	(1.1)
K	11(12)	Other	0.4	(0.1)
L	12(11)	Cash	0.3	(0.4)



Top ten holdings

Rank	Holding	% of Fund (30.06.2024)
1	ASTRAZENECA PLC	8.1
2	SHELL PLC	7.9
3	HSBC HOLDINGS PLC	5.6
4	UNILEVER PLC	4.7
5	BP PLC	3.5
6	RELX PLC	3.0
7	GLAXOSMITHKLINE	2.7
8	RIO TINTO PLC	2.4
9	DIAGEO PLC	2.4
10	LONDON STOCK EXCHANGE GROUP PLC	2.0