

# GS India Equity Portfolio R GBP

## What is the Fund's objective?

The Portfolio seeks to provide capital growth over the longer term.

## Cumulative Performance



	3m	6m	1yr	3yrs	5yrs
GS India Equity Portfolio R GBP	+8.0	+11.1	+31.4	+46.7	+125.8
IA India/Indian Subcontinent	+5.7	+9.9	+28.2	+44.5	+95.3
Rank within sector	5 / 25	9 / 25	5 / 25	9 / 24	4 / 22
Quartile	1	2	1	2	1

## Fund Information

Sector	IA India/Indian Subcontinent
Asset Class	Equity
Launch Date	26-Mar-2008
Fund Size	£3,493.0m / \$4,608.6m (23-Aug-2024)
Fund Manager	Hiren Dasani

## How does FE fundinfo rate this fund?

FE fundinfo Crown Rating



Risk Score

105

## Other ratings

Morningstar Analyst Rating



## Investment Details

Initial Charge	5.50%
Annual Charges	0.85%
Note to charges	n/a
Minimum Initial Investment	£ 3,000
Minimum Additional Investment	n/a
Dividend Policy	Dec 12 (Final)

## Prices

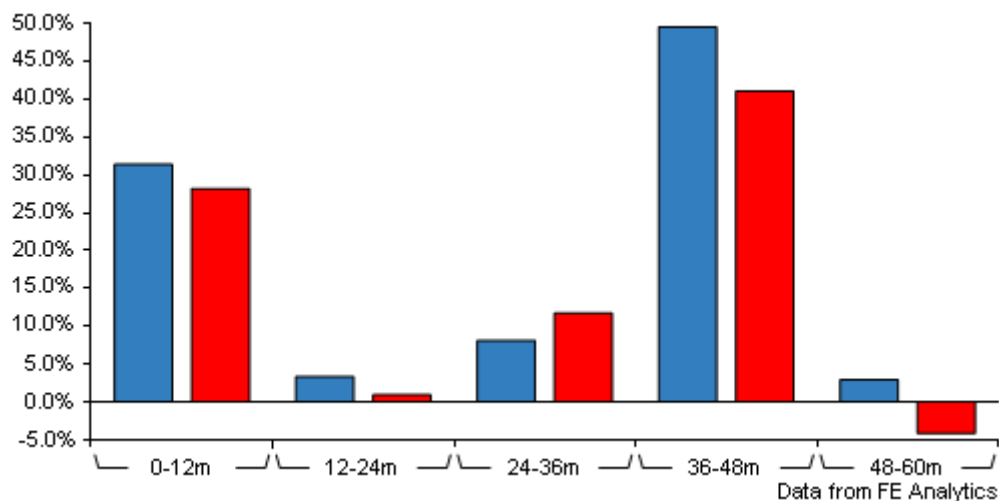
Unit Type	INC
Mid	50.37(GBP)
Price Date	23 Aug 2024
Yield	n/a

## Codes

Citicode	F4KZ
SEDOL	B99B9F4
ISIN	LU0858290173

# GS India Equity Portfolio R GBP

## Discrete Performance



	0-12m	12m-24m	24m-36m	36m-48m	48m-60m
GS India Equity Portfolio R GBP	+31.4	+3.3	+8.1	+49.6	+2.9
IA India/Indian Subcontinent	+28.2	+0.9	+11.7	+41.1	-4.2
Rank within sector	5 / 25	6 / 24	18 / 24	6 / 23	3 / 22
Quartile	1	1	3	1	1

All prices in Pence Sterling (GBX) unless otherwise specified. Price total return performance figures are calculated on a bid price to bid price basis (mid to mid for OEICs) with net income (dividends) reinvested. Performance figures are shown in Pound Sterling (GBP).

## Contact Details

**Address** Plumtree Court 25 Shoe Lane  
London United Kingdom, EC4A  
4AU

**Telephone numbers** +44 207 774 6366 (Main Number)

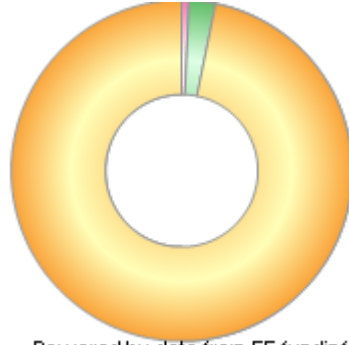
**Website** [www.gsam.com](http://www.gsam.com)

**Email** [GSAMFundData@ny.email.gs.com](mailto:GSAMFundData@ny.email.gs.com)

# GS India Equity Portfolio R GBP

## Asset Allocation (31 Jul 2024)

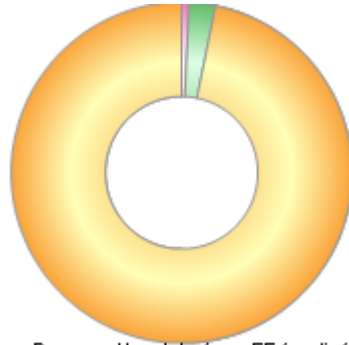
Rank	Asset Classes	%
1	Indian Equities	96.79
2	Futures	2.49
3	Money Market	0.72



Powered by data from FE fundinfo

## Regional Breakdown (31 Jul 2024)

Rank	Regions	%
1	India	96.79
2	Not Specified	2.49
3	Cash & Cash Equivalents	0.72



Powered by data from FE fundinfo

## Sector Breakdown (31 Jul 2024)

Rank	Sectors	%
1	Financials	22.52
2	Consumer Discretionary	20.99
3	Information Technology	12.28
4	Industrials	10.22
5	Materials	7.77
6	Health Care	7.68
7	Consumer Staples	5.45
8	Communications	4.14
9	Real Estate	2.67
10	Others	6.28



Powered by data from FE fundinfo

## Top Holdings (31 Jul 2024)

Rank	Largest Holdings	%
1	ICICI Bank Limited	5.48
2	Infosys Limited	4.80

# GS India Equity Portfolio R GBP

Rank	Largest Holdings	%
3	Bharti Airtel Limited	2.82
4	Axis Bank Limited	2.69
5	Zomato Ltd.	2.67
6	Reliance Industries Limited	2.52
7	Bajaj Finance Limited	2.36
8	Mahindra & Mahindra Ltd.	2.31
9	Sun Pharmaceutical Industries Limited	2.01
10	Maruti Suzuki India Limited	1.67