

Fund Information

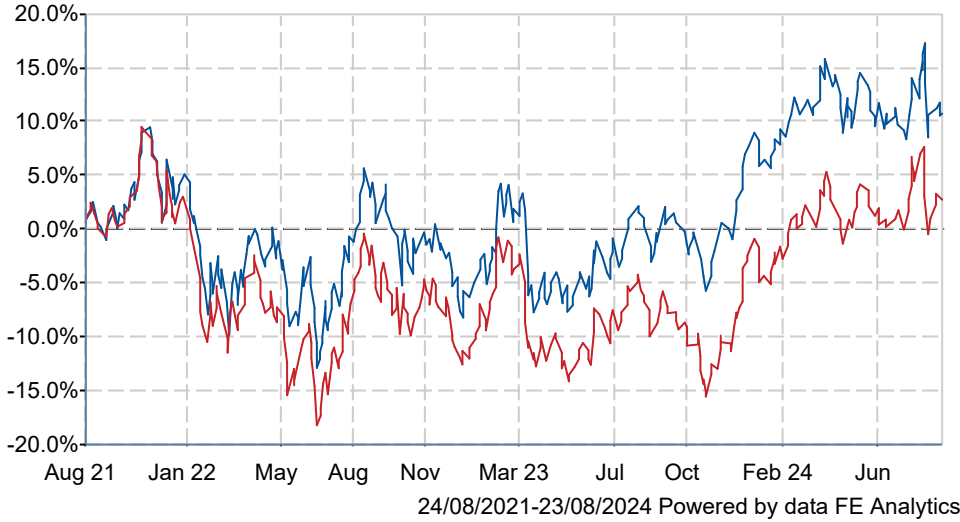
Sector	IA North American Smaller Companies
Asset Class	Equity
Launch Date	13-Mar-2017
Fund Size	£323.1m / \$426.2m (23-Aug-2024)
Fund Manager	Curt Organt Matt Mahon

T. Rowe Price US Smaller Companies Equity C Acc

What is the Fund's objective?


To increase the value of its shares, over the long term, through growth in the value of its investments.

Cumulative Performance



	3m	6m	1yr	3yrs	5yrs
■ T. Rowe Price US Smaller Companies Equity C Acc	-1.8	+0.1	+12.4	+11.3	+53.2
■ IA North American Smaller Companies	+0.6	+2.6	+12.8	+3.7	+44.1
Rank within sector	32 / 34	26 / 34	19 / 34	15 / 31	14 / 29
Quartile	4	4	3	2	2

How does FE fundinfo rate this fund?

FE fundinfo Crown Rating	
Risk Score	146

Investment Details

Initial Charge	n/a
Annual Charges	0.80%
Note to charges	n/a
Minimum Initial Investment	£ 10,000
Minimum Additional Investment	£ 500
Dividend Policy	Jan 02 (Final)

Prices

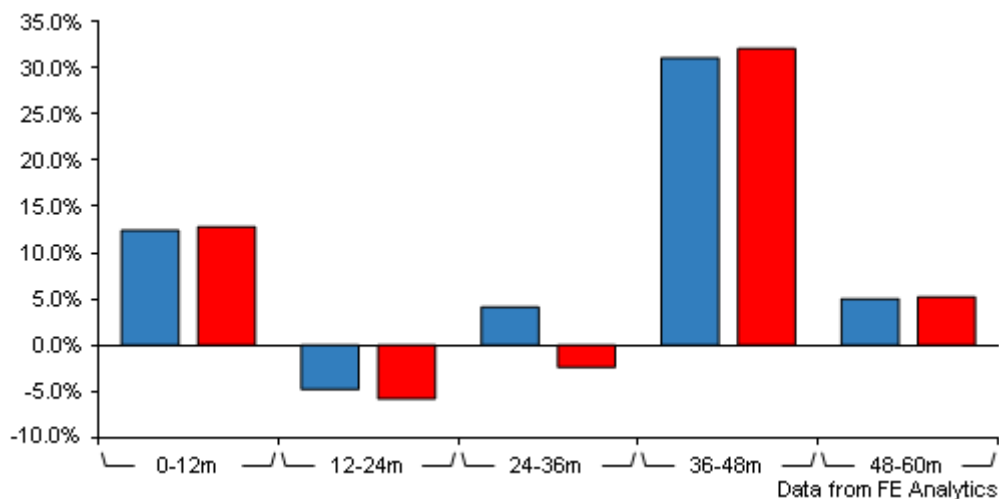
Unit Type	ACC
Mid	21.30(GBP)
Price Date	23 Aug 2024
Yield	0.09

Codes

Citicode	C3QH
SEDOL	BD446P5
ISIN	GB00BD446P55

T. Rowe Price US Smaller Companies Equity C Acc

Discrete Performance



	0-12m	12m-24m	24m-36m	36m-48m	48m-60m
■ T. Rowe Price US Smaller Companies Equity C Acc	+12.4	-4.8	+4.1	+31.1	+5.0
■ IA North American Smaller Companies	+12.8	-5.8	-2.4	+32.1	+5.2
Rank within sector	19 / 34	16 / 32	13 / 31	22 / 30	12 / 29
Quartile	3	2	2	3	2

All prices in Pence Sterling (GBX) unless otherwise specified. Price total return performance figures are calculated on a bid price to bid price basis (mid to mid for OEICs) with net income (dividends) reinvested. Performance figures are shown in Pound Sterling (GBP).

Contact Details

Address Warwick Court 5
Paternoster Square
London, EC4M 7DX

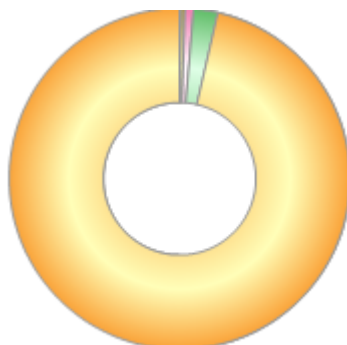
Telephone numbers 3301233730 (Main Number)

Website www.troweprice.com/sicavfunds

T. Rowe Price US Smaller Companies Equity C Acc

Asset Allocation (30 Jun 2024)

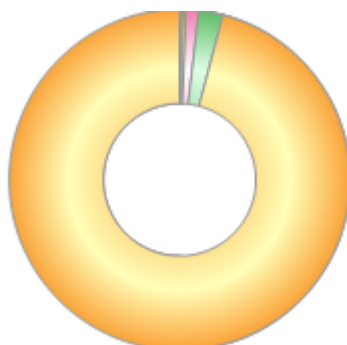
Rank	Asset Classes	%
1	US Equities	96.32
2	Canadian Equities	2.30
3	Money Market	0.82
4	Dutch Equities	0.40
5	German Equities	0.14
6	UK Equities	0.02



Powered by data from FE fundinfo

Regional Breakdown (30 Jun 2024)

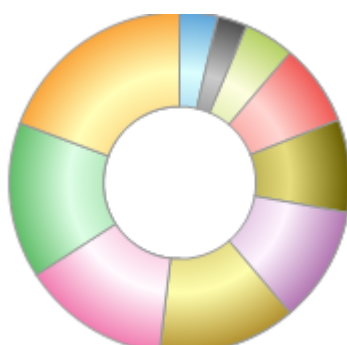
Rank	Regions	%
1	USA	96.01
2	Canada	2.27
3	Money Market	1.17
4	Netherlands	0.38
5	Germany	0.15
6	UK	0.02



Powered by data from FE fundinfo

Sector Breakdown (30 Jun 2024)

Rank	Sectors	%
1	Services	19.34
2	Financials	14.84
3	Information Technology	14.03
4	Health Care	13.08
5	Consumer Discretionary	10.95
6	Materials	8.81
7	Energy	7.78
8	Real Estate	4.76
9	Consumer Staples	2.80
10	Others	3.61



Powered by data from FE fundinfo

Top Holdings (30 Jun 2024)

Rank	Largest Holdings	%
1	ELEMENT SOLUTIONS INC	1.46
2	TELEDYNE TECHNOLOGIES INC	1.37

T. Rowe Price US Smaller Companies Equity C Acc

Rank	Largest Holdings	%
3	MOLINA HEALTHCARE INC	1.17
4	PTC INC	1.14
5	RENAISSANCERE HOLDINGS LTD	1.13
6	VONTIER CORP	1.06
7	WASTE CONNECTIONS INC	1.04
8	INTERNATIONAL PAPER CO	1.03
9	OLD DOMINION FREIGHT LINE	1.02
10	DIODES INC	1.00