



## OMR Liontrust US Opportunities

### Fund objective

The OMR Liontrust US Opportunities fund invests solely in the Liontrust US Opportunities fund, a sub fund of Liontrust Investment Funds, a sub fund of Liontrust Investment funds, a UK authorised Open Ended Investment Company, managed by Liontrust Fund Partners LLP. The underlying fund aims to generate long term (5 years or more) capital growth by investing at least 80% in shares of US companies. These are companies which, at the time of purchase, are incorporated, domiciled, listed or conduct significant business in the US. The underlying fund invests into a relatively small number of assets, or into individual countries or a specific market sector. Such concentrated portfolios give rise to more risk than where investments are spread across a larger number of assets, countries or market sectors. The underlying fund may be denominated in or hold assets in a currency other than Sterling. The performance of the fund may therefore rise and fall as a result of exchange rate fluctuations. The RLL unit-linked fund tracks the performance of the underlying retail fund, and is prefixed with the term "OMR" in order to distinguish it from the underlying retail fund. Investors should note that they are investing in the RLL unit-linked fund, not the underlying retail fund. The investment... (Please refer to the Trustnet Factsheet or the Provider's Own Factsheet for the full Fund Objective)

### Detailed fund information

**Unit name** OMR Liontrust US Opportunities

**FE fundinfo Crown Rating** 

**Sector** North America Equities

**Domicile** United Kingdom

**Fund currency** GBX

**Unit currency** GBX

**Launch date** 23-May-2008

**Fund size** (as at 30-Sep-2021) £2.8m

**Primary asset class** Equity

**Inc / Acc** Accumulating

### Price and charges

**Bid price** (as at 28-May-2024) GBX 356.40

**Offer price** (as at 28-May-2024) GBX 375.10

**Initial charge** n/a

**Annual charge** n/a

### Codes

**Citicode** C0T0

**ISIN** GB00B39KXF76

### Management information

**Fund manager** Hong Yi Chen

**Start date** 10-Jul-2023

**Address** Old Mutual House, Portland Terrace, Southampton

**Tel** 0808 171 2626 (Main Number)

**Website** www.oldmutualwealth.co.uk

**Email** ask@omwealth.com

### Past performance overview fund vs. sector



28/05/2019 - 28/05/2024 Powered by data from FE fundinfo

### Cumulative performance (%)

	YTD	3m	6m	1y	3ys	5ys
OMR Liontrust US Opportunities	+7.2	-0.2	+11.3	+18.1	+14.6	+53.4
North America Equities	+8.0	+2.5	+12.6	+19.3	+26.8	+67.5

### Discrete performance (%)

	YTD	2023	2022	2021	2020	2019
OMR Liontrust US Opportunities	+7.2	+13.1	-16.2	+20.8	+16.5	+21.7
North America Equities	+8.0	+15.1	-10.8	+22.8	+13.8	+21.5

### Growth of £1000 over 3 years

Total return performance of the fund rebased to 1000. Your actual return would be reduced by the cost of buying and selling the fund, and inflation.



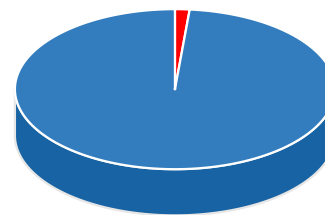
■ Fund

28/05/2021 - 28/05/2024 Powered by data from FE fundinfo

All prices in Pence Sterling (GBX) unless otherwise specified. Price performance figures are calculated on a bid price to bid price basis with net income (dividends) reinvested. Performance figures are shown in Sterling.

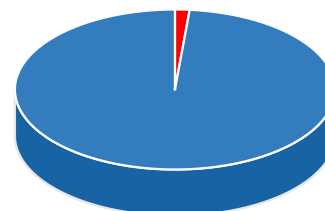
## Asset allocation

Key	Rank	Asset class	% of Fund (30.04.2024)	% of Fund (29.03.2024)
A	1(1)	US Equities	98.5	(98.0)
B	2(2)	Money Market	1.5	(2.0)



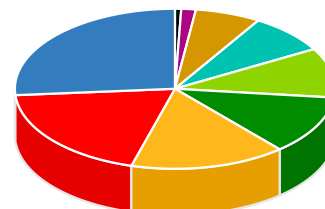
## Regional breakdown

Key	Rank	Region	% of Fund (30.04.2024)	% of Fund (29.03.2024)
A	1(1)	USA	98.5	(98.0)
B	2(2)	Cash & Cash Equivalents	1.5	(2.0)



## Sector breakdown

Key	Rank	Sector	% of Fund (30.04.2024)	% of Fund (29.03.2024)
A	1(1)	Information Technology	26.3	(23.5)
B	2(2)	Health Care	19.3	(18.6)
C	3(3)	Consumer Discretionary	15.7	(17.7)
D	4(4)	Communications	11.9	(11.9)
E	5(5)	Consumer Staples	10.0	(10.8)
F	6(6)	Financials	8.0	(8.6)
G	7(7)	Industrials	6.6	(6.2)
H	8(8)	Money Market	1.5	(2.0)
I	9(9)	Materials	0.6	(0.6)



## Top ten holdings

Rank	Holding	% of Fund (30.04.2024)	% of Fund (29.03.2024)
1(1)	NVIDIA Corporation	6.7	6.1
2(2)	Microsoft Corporation	5.7	5.7
3(3)	Alphabet Inc.	5.5	4.8
4(4)	Intuit Inc.	4.9	4.8
5(6)	Amazon.com, Inc.	4.6	4.4
6(5)	Performance Food Group Company	4.4	4.5
7(7)	Cboe Global Markets, Inc.	4.2	4.0
8(-)	Fortinet, Inc.	4.1	-
9(9)	Elevance Health, Inc.	4.0	3.7
10(8)	ICON plc	4.0	3.8