



Canlife Liontrust India

Fund objective

The Fund aims to deliver capital growth over the long term (5 years or more).

Detailed fund information

Unit name Canlife Liontrust India

FE fundinfo Crown Rating ★★★★★

Sector Global Emerging Markets Equities

Domicile United Kingdom

Fund currency GBX

Unit currency GBX

Launch date 31-Jul-2008

Fund size (as at 31-Dec-2025) £0.7m

Primary asset class Equity

Inc / Acc Accumulating

Price and charges

Bid price (as at 06-Feb-2026) GBX 322.90

Offer price (as at 06-Feb-2026) GBX 322.90

Initial charge n/a

Annual charge 0.75%

Codes

Citicode BYX7

ISIN GB00B39Q2Y76

Management information

Fund manager Ewan Thompson

Start date 11-Dec-2018

Address Canada Life Place, Potters Bar, Hertfordshire

Tel 0345 606 0708 (Main Number)

Website <https://www.canadalife.co.uk>

Email customer.services@canadalife.co.uk

Past performance overview fund vs. sector



05/02/2021 - 06/02/2026 Powered by data from FE fundinfo

Cumulative performance (%)

	YTD	3m	6m	1y	3ys	5ys
Canlife Liontrust India	-4.1	-6.6	-5.6	-13.8	+6.5	+34.0
Global Emerging Markets Equities	+5.7	+4.5	+17.8	+24.4	+30.3	+12.7

Discrete performance (%)

	YTD	2025	2024	2023	2022	2021
Canlife Liontrust India	-4.1	-16.1	+13.4	+14.3	+0.9	+35.8
Global Emerging Markets Equities	+5.7	+20.3	+6.7	+1.9	-11.7	-1.6

Growth of £1000 over 3 years

Total return performance of the fund rebased to 1000. Your actual return would be reduced by the cost of buying and selling the fund, and inflation.



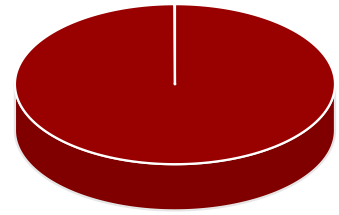
■ Fund

06/02/2023 - 06/02/2026 Powered by data from FE fundinfo

All prices in Pence Sterling (GBX) unless otherwise specified. Price performance figures are calculated on a bid price to bid price basis with net income (dividends) reinvested. Performance figures are shown in Sterling.

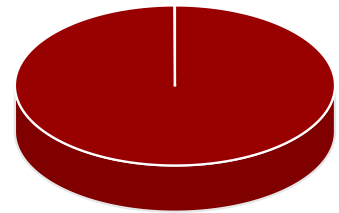
Asset allocation

Key	Rank	Asset class	% of Fund (30.01.2026)	% of Fund (31.12.2025)
A	1(1)	Indian Equities	100.1	(99.2)
B	2(2)	Money Market	-0.1	(0.8)



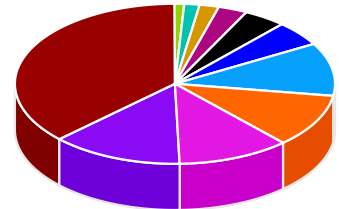
Regional breakdown

Key	Rank	Region	% of Fund (30.01.2026)	% of Fund (31.12.2025)
A	1(1)	India	100.1	(99.2)
B	2(2)	Cash & Cash Equivalents	-0.1	(0.8)



Sector breakdown

Key	Rank	Sector	% of Fund (30.01.2026)	% of Fund (31.12.2025)
A	1(1)	Financials	37.2	(32.5)
B	2(3)	Industrials	13.3	(12.8)
C	3(4)	Information Technology	11.3	(11.6)
D	4(2)	Consumer Discretionary	10.8	(14.4)
E	5(6)	Materials	10.7	(7.0)
F	6(5)	Energy	5.1	(8.0)
G	7(7)	Communications	4.3	(5.2)
H	8(8)	Health Care	2.9	(4.8)
I	9(9)	Consumer Staples	2.0	(2.0)
J	10(-)	Utilities	1.5	(-)
K	11(10)	Real Estate	1.0	(1.0)
L	12(11)	Money Market	-0.1	(0.8)



Top ten holdings

Rank	Holding	% of Fund (30.01.2026)	% of Fund (31.12.2025)
1(5)	ICICI Bank Limited	6.4	3.0
2(10)	State Bank of India	4.4	2.6
3(-)	Axis Bank Limited	4.3	-
4(1)	Reliance Industries Limited	4.0	8.0
5(2)	HDFC Bank Limited	3.6	6.0
6(4)	Infosys Limited	3.6	4.0
7(7)	Vedanta Limited	3.4	2.8
8(8)	Jindal Stainless Limited	2.8	2.7
9(9)	TATA Consultancy Services Limited	2.7	2.6
10(-)	Larsen & Toubro Limited	2.6	-