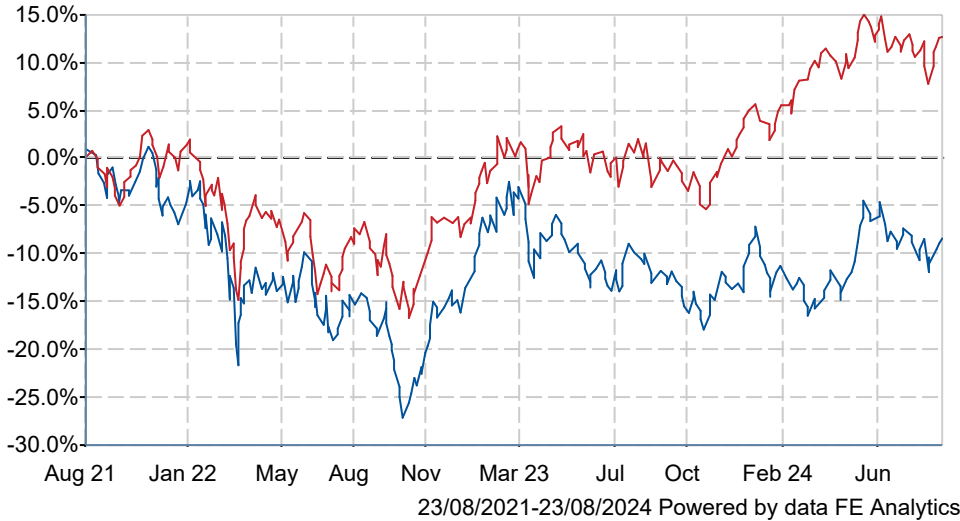


JOHCM European Select Value A GBP

What is the Fund's objective?

The aim of the Fund is to achieve long-term capital appreciation, through investment in equity securities of companies domiciled or exercising the predominant part of their economic activities in Europe, which are listed on European exchanges or a Recognised Exchange.

Cumulative Performance



| | 3m | 6m | 1yr | 3yrs | 5yrs |
|-----------------------------------|---------|---------|---------|---------|---------|
| JOHCM European Select Value A GBP | -2.7 | +5.5 | +4.7 | -8.4 | +5.4 |
| IA Europe Including UK | -1.1 | +4.2 | +14.8 | +12.6 | +46.9 |
| Rank within sector | 78 / 98 | 35 / 98 | 93 / 98 | 84 / 95 | 79 / 82 |
| Quartile | 4 | 2 | 4 | 4 | 4 |

| | |
|--------------|----------------------------------|
| Sector | IA Europe Including UK |
| Asset Class | Equity |
| Launch Date | 07-May-2003 |
| Fund Size | £83.9m / \$110.7m (23-Aug-2024) |
| Fund Manager | Robrecht Wouters Luis Fañanas |

How does FE fundinfo rate this fund?

FE fundinfo Crown Rating



Risk Score

132

Investment Details

| | |
|-------------------------------|----------------|
| Initial Charge | 0.00% |
| Annual Charges | 0.75% |
| Note to charges | n/a |
| Minimum Initial Investment | £ 1,000 |
| Minimum Additional Investment | n/a |
| Dividend Policy | Dec 31 (Final) |

Prices

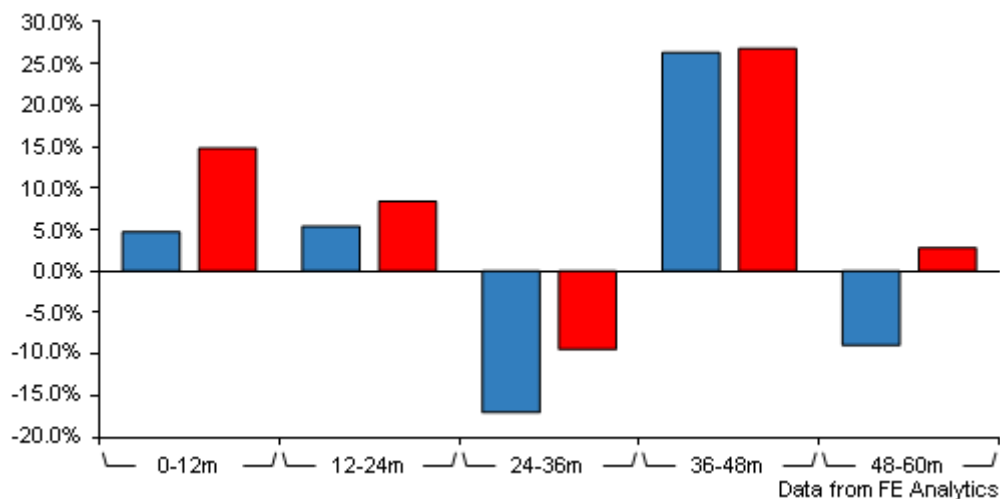
| | |
|------------|-------------|
| Unit Type | INC |
| Mid | 5.49(GBP) |
| Price Date | 23 Aug 2024 |
| Yield | n/a |

Codes

| | |
|----------|--------------|
| Citicode | JK23 |
| SEDOL | 3290422 |
| ISIN | IE0032904223 |

JOHCM European Select Value A GBP

Discrete Performance



| | 0-12m | 12m-24m | 24m-36m | 36m-48m | 48m-60m |
|-----------------------------------|---------|---------|---------|---------|---------|
| JOHCM European Select Value A GBP | +4.7 | +5.4 | -17.0 | +26.3 | -8.9 |
| IA Europe Including UK | +14.8 | +8.4 | -9.4 | +26.8 | +2.8 |
| Rank within sector | 93 / 98 | 72 / 97 | 79 / 95 | 36 / 89 | 78 / 82 |
| Quartile | 4 | 3 | 4 | 2 | 4 |

All prices in Pence Sterling (GBX) unless otherwise specified. Price total return performance figures are calculated on a bid price to bid price basis (mid to mid for OEICs) with net income (dividends) reinvested. Performance figures are shown in Pound Sterling (GBP).

Contact Details

| | |
|-------------------|--|
| Address | Level 3, 1 St James's Market, London, United Kingdom, SW1Y 4AH |
| Telephone numbers | +353 1613 1132 (Fax Number) +0845 450 1972 (Main Number) |
| Website | www.johcm.com |
| Email | info@johcm.co.uk |

JOHCM European Select Value A GBP

Asset Allocation (31 Jul 2024)

| Rank | Asset Classes | % |
|------|------------------|-------|
| 1 | German Equities | 26.44 |
| 2 | French Equities | 11.93 |
| 3 | Swiss Equities | 10.34 |
| 4 | UK Equities | 10.00 |
| 5 | US Equities | 9.96 |
| 6 | Dutch Equities | 9.44 |
| 7 | Spanish Equities | 6.96 |
| 8 | Italian Equities | 4.08 |
| 9 | Finnish Equities | 3.56 |
| 10 | Others | 7.29 |



Powered by data from FE fundinfo

Regional Breakdown (31 Jul 2024)

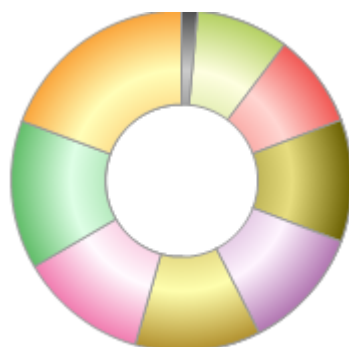
| Rank | Regions | % |
|------|----------------|-------|
| 1 | Germany | 26.44 |
| 2 | France | 11.93 |
| 3 | Switzerland | 10.34 |
| 4 | United Kingdom | 10.00 |
| 5 | United States | 9.96 |
| 6 | Netherlands | 9.44 |
| 7 | Spain | 6.96 |
| 8 | Italy | 4.08 |
| 9 | Finland | 3.56 |
| 10 | Others | 7.29 |



Powered by data from FE fundinfo

Sector Breakdown (31 Jul 2024)

| Rank | Sectors | % |
|------|------------------------|-------|
| 1 | Consumer Staples | 19.30 |
| 2 | Materials | 14.11 |
| 3 | Industrials | 12.22 |
| 4 | Information Technology | 11.91 |
| 5 | Communications | 11.72 |
| 6 | Consumer Discretionary | 11.56 |
| 7 | Energy | 8.89 |
| 8 | Health Care | 8.83 |
| 9 | Money Market | 1.47 |



Powered by data from FE fundinfo

Top Holdings (31 Jul 2024)

| Rank | Largest Holdings | % |
|------|------------------|------|
| 1 | ORACLE CORP | 5.67 |
| 2 | OC OERLIKON CORP | 4.94 |

JOHCM European Select Value A GBP

| Rank | Largest Holdings | % |
|------|------------------|------|
| 3 | ELIOR GROUP | 4.64 |
| 4 | GRIFOLS | 4.54 |
| 5 | DANONE | 4.38 |
| 6 | UNITED INTERNET | 4.36 |
| 7 | LIBERTY GLOBAL C | 4.29 |
| 8 | CORBION | 4.21 |
| 9 | HARBOUR ENERGY | 3.99 |
| 10 | THYSSEN KRUPP | 3.61 |