

OMR First Sentier Global Listed Infrastructure

Fund objective

The OMR First Sentier Global Listed Infrastructure fund invests solely in the First Sentier Global Listed Infrastructure fund, a sub fund of First Sentier Investors ICVC, a UK authorised Open Ended Investment Company, managed by First Sentier Investors (UK) Funds Limited. The underlying fund aims to achieve an investment return consistent with income and long term capital growth by investing in a diversified portfolio of listed infrastructure and infrastructure related securities from around the world. Investments in emerging markets tend to be volatile and are usually considered to carry a greater degree of risk than investments in established markets. This relates to dealing, settlement and custody practices, the possibility of political or economic instability, and developing legal, fiscal and regulatory structures. The underlying fund invests into a relatively small number of assets, or into individual countries or a specific market sector. Such concentrated portfolios give rise to more risk than where investments are spread across a larger number of assets, countries or market sectors. The underlying fund may be denominated in or hold assets in a currency other than Sterling. The performance of the fund may therefore rise and fall as a result of exchange rate fluctuati... (Please refer to the Trustnet Factsheet or the Provider's Own Factsheet for the full Fund Objective)

Detailed fund information

Unit name OMR First Sentier Global Listed Infrastructure

FE fundinfo Crown Rating 

Sector Global Equities

Domicile United Kingdom

Fund currency GBX

Unit currency GBX

Launch date 25-Apr-2008

Fund size (as at 30-Sep-2021) £6.3m

Primary asset class Equity

Inc / Acc Accumulating

Price and charges

Bid price (as at 08-Nov-2024) GBX 252.80

Offer price (as at 08-Nov-2024) GBX 266.10

Initial charge n/a

Annual charge n/a

Codes

Citicode BOX7

ISIN GB00B2Q5G375

Management information

Fund manager Peter Meany

Start date 08-Oct-2007

Fund manager Andrew Greenup

Start date 01-Jun-2011

Fund manager Edmund Leung

Start date 01-May-2021

Address Old Mutual House, Portland Terrace, Southampton

Tel 0808 171 2626 (Main Number)

Website www.oldmutualwealth.co.uk

Source: FE fundinfo You should not use past performance as a suggestion of future performance. It should not be the main or sole reason for making an investment decision. The value of investments and any income from them can fall as well as rise. You may not get back the amount you invested. Tax concessions are not guaranteed their value will depend on individual circumstances and may change in the future. Fund performance data is based on a (bid to bid) basis and doesn't take into account fees and expenses which are specific to individual plans. Details are available on request.

Past performance overview fund vs. sector



Cumulative performance (%)

	YTD	3m	6m	1y	3ys	5ys
OMR First Sentier Global Listed Infrastructure	+6.9	+1.4	+4.3	+10.5	+12.6	+15.1
Global Equities	+12.4	+6.5	+4.6	+18.9	+15.3	+48.9

Discrete performance (%)

	YTD	2023	2022	2021	2020	2019
OMR First Sentier Global Listed Infrastructure	+6.9	-2.8	+6.3	+10.6	-6.6	+17.6
Global Equities	+12.4	+11.6	-8.1	+16.6	+8.9	+18.6

Growth of £1000 over 3 years

Total return performance of the fund rebased to 1000. Your actual return would be reduced by the cost of buying and selling the fund, and inflation.



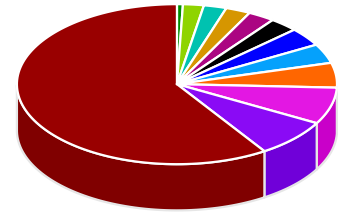
■ Fund

All prices in Pence Sterling (GBX) unless otherwise specified. Price performance figures are calculated on a bid price to bid price basis with net income (dividends) reinvested. Performance figures are shown in Sterling.

OMR First Sentier Global Listed Infrastructure

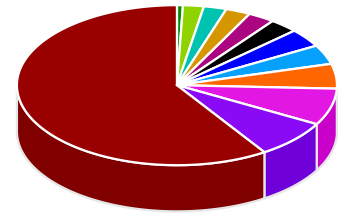
Asset allocation

Key	Rank	Asset class	% of Fund (30.09.2024)
A	1	US Equities	59.2
B	2	Australian Equities	7.7
C	3	UK Equities	7.4
D	4	Mexican Equities	5.0
E	5	French Equities	3.9
F	6	Chinese Equities	3.7
G	7	Japanese Equities	2.9
H	8	Canadian Equities	2.7
I	9	Swiss Equities	2.5
J	10	Brazilian Equities	2.3
K	11	Italian Equities	2.1
L	12	Money Market	0.6



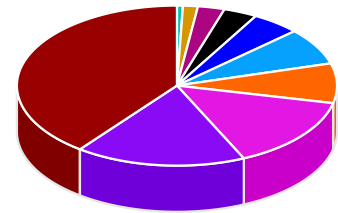
Regional breakdown

Key	Rank	Region	% of Fund (30.09.2024)
A	1	United States	59.2
B	2	Australia	7.7
C	3	United Kingdom	7.4
D	4	Mexico	5.0
E	5	France	3.9
F	6	China	3.7
G	7	Japan	2.9
H	8	Canada	2.7
I	9	Switzerland	2.5
J	10	Brazil	2.3
K	11	Italy	2.1
L	12	Cash	0.6



Sector breakdown

Key	Rank	Sector	% of Fund (30.09.2024)
A	1	Multi-Utilities	39.6
B	2	Rail Transportation	17.2
C	3	Highways & Railtracks	14.6
D	4	Oil & Gas Storage & Transportation	8.0
E	5	Telecom Tower REITs	7.4
F	6	Gas Utilities	4.9
G	7	Other	3.4
H	8	Water Utilities	2.7
I	9	Environmental & Facilities Services	1.5
J	10	Cash	0.6



Top ten holdings

Rank	Holding	% of Fund (30.09.2024)
1	NextEra Energy, Inc.	6.1
2	American Electric Power Co., Inc.	5.3
3	National Grid plc	5.0
4	American Tower Corporation	4.9
5	Union Pacific Corporation	4.8
6	Transurban	4.8
7	Cheniere Energy, Inc.	4.5
8	Eversource Energy	4.3
9	Duke Energy Corporation	4.1
10	Dominion Energy Inc	3.5