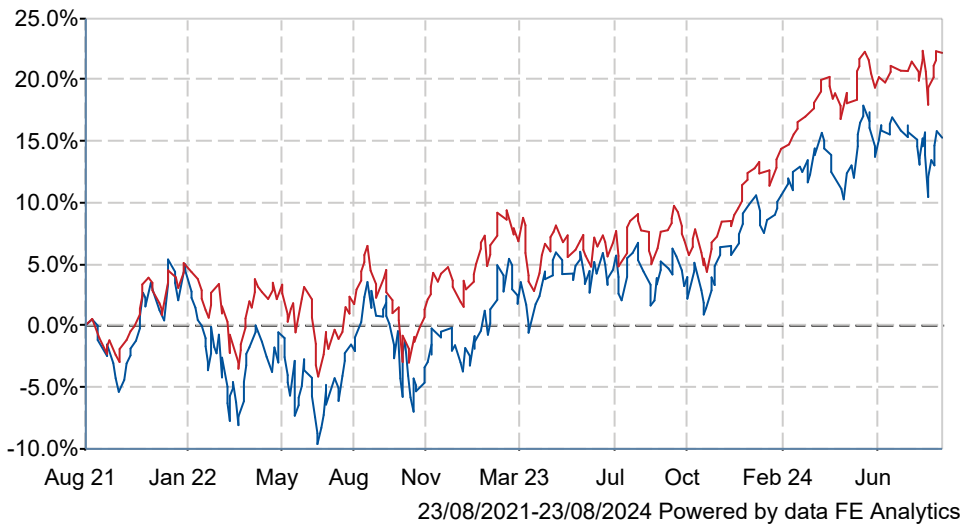


Baillie Gifford Global Income Growth B Inc

What is the Fund's objective?

The fund aims to achieve (after deduction of costs) growth in both income and capital over rolling five-year periods, whilst delivering a yield higher than that of the MSCI ACWI Index over rolling five-year periods

Cumulative Performance




	3m	6m	1yr	3yrs	5yrs
Baillie Gifford Global Income Growth B Inc	-1.8	+2.1	+12.3	+15.3	+57.0
IA Global Equity Income	+0.7	+4.6	+15.2	+22.2	+47.8
Rank within sector	46 / 53	43 / 53	37 / 52	37 / 48	14 / 44
Quartile	4	4	3	4	2

Fund Information

Sector	IA Global Equity Income
Asset Class	Equity
Launch Date	01-Mar-2010
Fund Size	£613.8m / \$809.9m (23-Aug-2024)
Fund Manager	James Dow Ross Mathison

How does FE fundinfo rate this fund?

Alpha Manager Rating	James Dow
FE fundinfo Crown Rating	
Risk Score	97

Other ratings

Morningstar Analyst Rating	
----------------------------	--

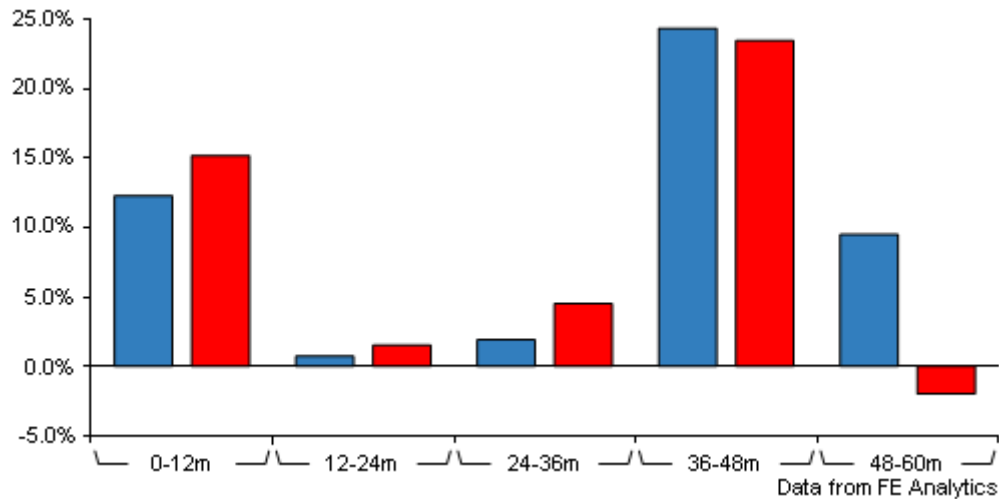
Investment Details

Initial Charge	0.00%
Annual Charges	0.50%
Note to charges	n/a
Minimum Initial Investment	£ 100,000
Minimum Additional Investment	n/a
Dividend Policy	Jan 31 (Final), Apr 30, Jul 31, Oct 31 (Final)

Prices

Unit Type	INC
Mid	1076.00(GBX)
Price Date	23 Aug 2024
Yield	2.12

Baillie Gifford Global Income Growth B Inc



	0-12m	12m-24m	24m-36m	36m-48m	48m-60m
■ Baillie Gifford Global Income Growth B Inc	+12.3	+0.7	+1.9	+24.4	+9.5
■ IA Global Equity Income	+15.2	+1.5	+4.5	+23.5	-2.0
Rank within sector	37 / 52	28 / 49	37 / 48	18 / 45	4 / 44
Quartile	3	3	4	2	1

All prices in Pence Sterling (GBX) unless otherwise specified. Price total return performance figures are calculated on a bid price to bid price basis (mid to mid for OEICs) with net income (dividends) reinvested. Performance figures are shown in Pound Sterling (GBP).

Codes

Citicode	BG04
SEDOL	0577258
ISIN	GB0005772586

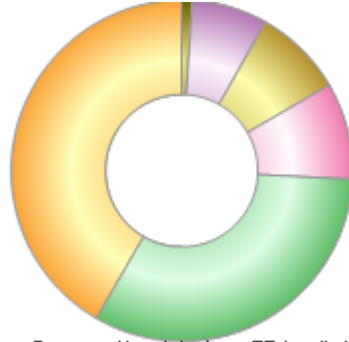
Contact Details

Address	Calton Square, 1 Greenside Row, Edinburgh, EH1 3AN
Telephone numbers	+44 (0) 131 275 2000 (Main Number)
Website	www.bailliegifford.com
Email	enquiries@bailliegifford.com

Baillie Gifford Global Income Growth B Inc

Asset Allocation (31 Jul 2024)

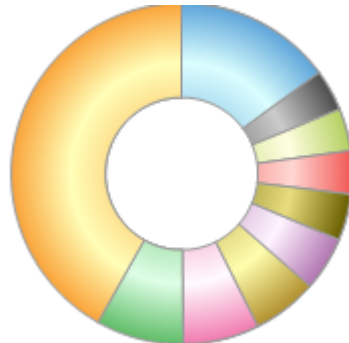
Rank	Asset Classes	%
1	American Equity	41.81
2	European Equity	32.65
3	Emerging Markets Equity	9.22
4	Developed Asia Equity	8.50
5	UK Equity	7.20
6	Japanese Equity	0.99
7	Cash	-0.36



Powered by data from FE fundinfo

Regional Breakdown (31 Jul 2024)

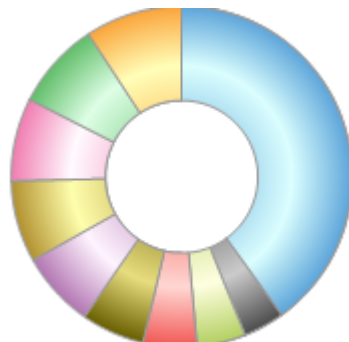
Rank	Regions	%
1	United States	41.81
2	Switzerland	8.30
3	UK	7.20
4	France	6.24
5	Denmark	5.07
6	Taiwan	4.43
7	Australia	4.12
8	Sweden	3.97
9	Germany	3.94
10	Others	14.92



Powered by data from FE fundinfo

Sector Breakdown (31 Jul 2024)

Rank	Sectors	%
1	Financials	9.23
2	Trade	8.30
3	Semi Conductors	7.87
4	Software	7.69
5	Beverages	7.18
6	Pharmaceuticals	6.00
7	Machinery	5.14
8	Services	4.61
9	Insurance	3.94
10	Others	40.04



Powered by data from FE fundinfo

Top Holdings (31 Jul 2024)

Rank	Largest Holdings	%
1	Watsco	4.63
2	Microsoft	4.38

Baillie Gifford Global Income Growth B Inc

3	ISMC	3.88
4	Novo Nordisk	3.84
5	Fastenal	3.67
6	Partners	3.15
7	Procter & Gamble	3.10
8	Apple	3.09
9	Atlas Copco	2.97
10	Schneider Electric	2.90