



Baillie Gifford Strategic Bond B Inc

What is the Fund's objective?

The fund aims to produce monthly income. Opportunities for capital growth are also sought, subject to prevailing market conditions.


Cumulative Performance



	3m	6m	1yr	3yrs	5yrs
 Baillie Gifford Strategic Bond B Inc	+2.6	+4.7	+12.8	-6.4	+2.2
 IA Sterling Strategic Bond	+3.0	+4.4	+11.1	-1.0	+8.5
Rank within sector	64 / 90	32 / 89	24 / 88	67 / 80	52 / 70
Quartile	3	2	2	4	3

Sector	IA Sterling Strategic Bond
Asset Class	Fixed Interest
Launch Date	26-Feb-1999
Fund Size	£407.4m / \$537.6m (23-Aug-2024)
Fund Manager	Lesley Dunn Robert Baltzer

How does FE fundinfo rate this fund?

FE fundinfo Crown Rating	
Risk Score	50

Investment Details

Initial Charge	0.00%
Annual Charges	0.50%
Note to charges	n/a
Minimum Initial Investment	£ 100,000
Minimum Additional Investment	n/a
Dividend Policy	Jan 31, Feb 28, Mar 31, Apr 30, May 31, Jun 30, Jul 31, Aug 31, Sep 30, Oct 31, Nov 30, Dec 31 (Final)

Prices

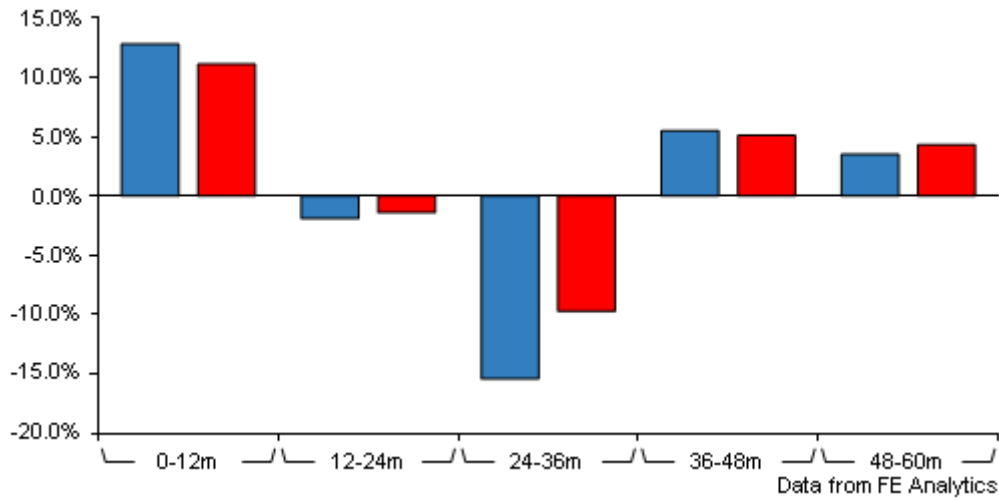
Unit Type	INC
Mid	76.98(GBX)
Price Date	23 Aug 2024
Yield	5.20

Codes

Citicode	BG73
SEDOL	0594774
ISIN	GB0005947741

Baillie Gifford Strategic Bond B Inc

Discrete Performance



	0-12m	12m-24m	24m-36m	36m-48m	48m-60m
■ Baillie Gifford Strategic Bond B Inc	+12.8	-1.9	-15.4	+5.5	+3.5
■ IA Sterling Strategic Bond	+11.1	-1.4	-9.7	+5.1	+4.3
Rank within sector	24 / 88	57 / 86	76 / 80	33 / 75	42 / 70
Quartile	2	3	4	2	3

All prices in Pence Sterling (GBX) unless otherwise specified. Price total return performance figures are calculated on a bid price to bid price basis (mid to mid for OEICs) with net income (dividends) reinvested. Performance figures are shown in Pound Sterling (GBP).

Contact Details

Address Calton Square, 1 Greenside Row, Edinburgh, EH1 3AN

Telephone numbers +44 (0) 131 275 2000 (Main Number)

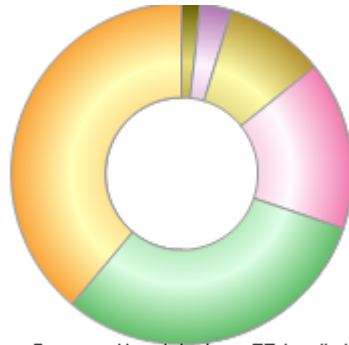
Website www.bailliegifford.com

Email enquiries@bailliegifford.com

Baillie Gifford Strategic Bond B Inc

Asset Allocation (30 Jun 2024)

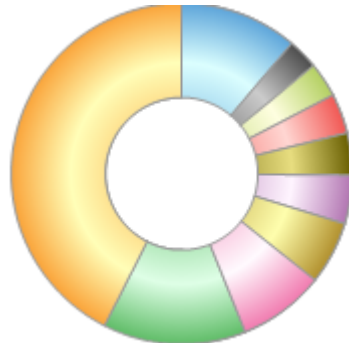
Rank	Asset Classes	%
1	United Kingdom Fixed Interest	39.40
2	Europe Fixed Interest	31.30
3	North America Fixed Interest	16.20
4	Emerging Markets Fixed Interest	9.60
5	Developed Asia Fixed Interest	3.00
6	Supranational Fixed Interest	1.80
7	Cash & Derivatives	-1.30



Powered by data from FE fundinfo

Regional Breakdown (31 Jul 2024)

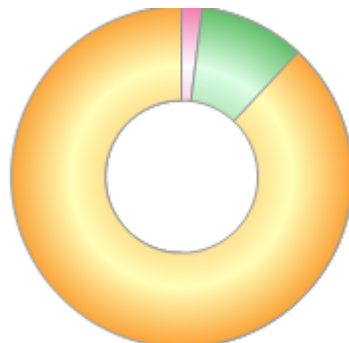
Rank	Regions	%
1	UK	42.60
2	USA	13.57
3	Luxembourg	8.16
4	Netherlands	5.97
5	France	4.59
6	Spain	3.96
7	Germany	3.82
8	Italy	3.25
9	Norway	2.85
10	Others	11.23



Powered by data from FE fundinfo

Sector Breakdown (31 Jul 2024)

Rank	Sectors	%
1	Others	94.96
2	Futures	10.79
3	Banks	2.09
4	Foreign Exchange	-0.22
5	Derivatives	-0.29
6	Money Market	-7.35



Powered by data from FE fundinfo

Top Holdings (31 Jul 2024)

Rank	Largest Holdings	%
1	Rothesay Life Plc	2.93
2	DNB Bank ASA	2.85

Baillie Gifford Strategic Bond B Inc

Rank	Largest Holdings	%
3	EDF	2.79
4	Bharti Televentures	2.47
5	CPI Property Group	2.44
6	Investec Plc	2.10
7	Banco Santander	2.09
8	Barclays	2.09
9	Helvetia Holding AG	2.06
10	Admiral Group	2.02