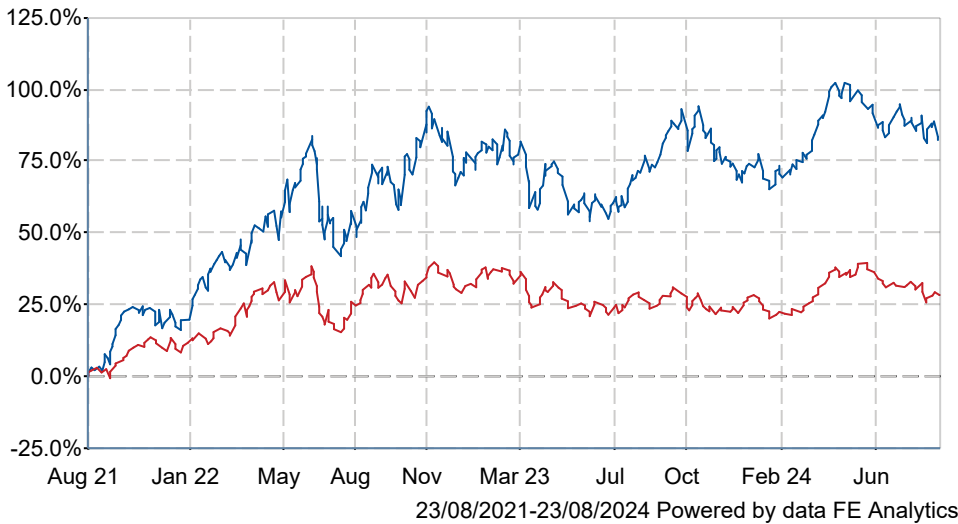


# Guinness Global Energy Y Acc GBP

## What is the Fund's objective?

The fund aims to increase the value of the amount you invest in it over a period of years. The fund invests in the shares of a range of companies in the energy industry. This includes companies engaged in the exploration, production or distribution of oil, gas and other energy sources. The fund invests at least 80% of its net assets in equity securities of globally based companies principally engaged in the production, exploration or discovery, or distribution of energy derived from fossil fuels and the research and development or production of alternative energy sources. Under normal market conditions the fund intends to invest in at least 30 stocks. The fund may invest in securities of companies with a wide range of market capitalizations and in companies domiciled throughout the world, including companies domiciled in or traded on Emerging Markets. The fund is considered to be actively managed in reference to the MSCI World Energy Index (the "Benchmark") by virtue of the fact that it uses the Benchmark solely for performance comparison purposes.


## Cumulative Performance



	3m	6m	1yr	3yrs	5yrs
Guinness Global Energy Y Acc GBP	-5.5	+4.3	+5.7	+82.3	+47.7
IA Commodity/Natural Resources	-6.5	+4.9	+3.4	+28.3	+55.7
Rank within sector	17 / 31	10 / 30	12 / 30	7 / 29	17 / 26
Quartile	3	2	2	1	3

Sector	IA Commodity/ Natural Resources
Asset Class	Commodity/Energy
Launch Date	28-Mar-2008
Fund Size	£256.2m / \$338.0m (22-Aug-2024)
Fund Manager	Will Riley Jonathan Waghorn

## How does FE fundinfo rate this fund?

FE fundinfo Crown Rating	
Risk Score	186

## Investment Details

Initial Charge	0.00%
Annual Charges	0.99%
Note to charges	n/a
Minimum Initial Investment	n/a
Minimum Additional Investment	£ 1
Dividend Policy	Jan 02 (Final)

## Prices

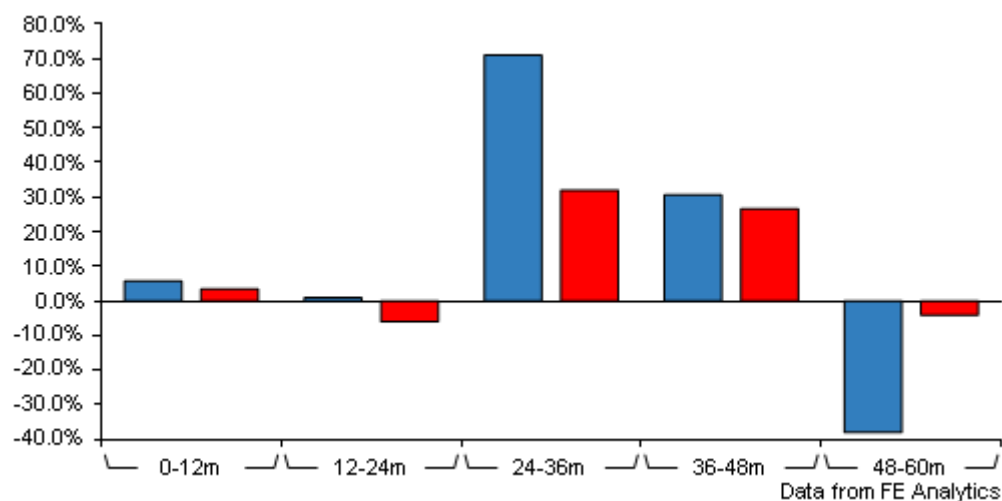
Unit Type	ACC
Mid	12.55(GBP)
Price Date	22 Aug 2024
Yield	n/a

## Codes

Citicode	0VNK
SEDOL	B6XV001
ISIN	IE00B6XV0016

# Guinness Global Energy Y Acc GBP

## Discrete Performance



	0-12m	12m-24m	24m-36m	36m-48m	48m-60m
Guinness Global Energy Y Acc GBP	+5.7	+0.9	+71.0	+30.6	-38.0
IA Commodity/Natural Resources	+3.4	-6.0	+32.0	+26.6	-4.1
Rank within sector	12 / 30	4 / 29	7 / 29	9 / 27	25 / 26
Quartile	2	1	1	2	4

All prices in Pence Sterling (GBX) unless otherwise specified. Price total return performance figures are calculated on a bid price to bid price basis (mid to mid for OEICs) with net income (dividends) reinvested. Performance figures are shown in Pound Sterling (GBP).

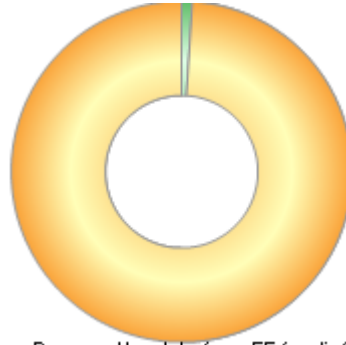
## Contact Details

Address	Third Floor, 18 Smith Square, London, SW1P 3HZ
Telephone numbers	2072225703 (Main Number)
Website	<a href="http://www.guinnessgi.com">www.guinnessgi.com</a>
Email	<a href="mailto:nfo@guinnessgi.com">nfo@guinnessgi.com</a>

# Guinness Global Energy Y Acc GBP

## Asset Allocation (31 Jul 2024)

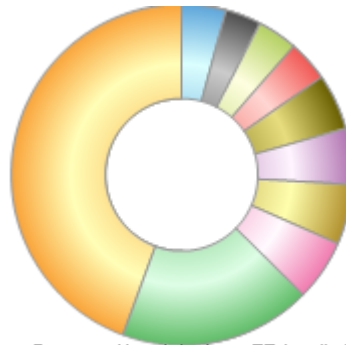
Rank	Asset Classes	%
1	Commodity & Energy	99.00
2	Cash	1.00



Powered by data from FE fundinfo

## Regional Breakdown (31 Jul 2024)

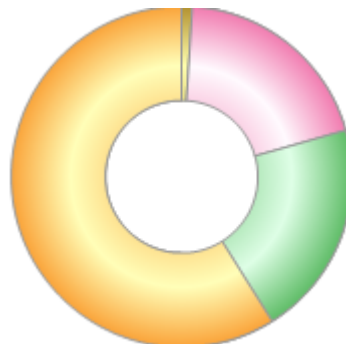
Rank	Regions	%
1	USA	44.40
2	Canada	18.20
3	Other	5.80
4	Netherlands	5.70
5	UK	5.30
6	France	5.30
7	China	3.90
8	Portugal	3.80
9	Italy	3.40
10	Others	4.20



Powered by data from FE fundinfo

## Sector Breakdown (31 Jul 2024)

Rank	Sectors	%
1	Integrated Oil & Gas	58.90
2	Oil & Gas Storage & Transportation	20.50
3	Oil & Gas Exploration & Production	19.60
4	Cash	1.00



Powered by data from FE fundinfo

## Top Holdings (31 Jul 2024)

Rank	Largest Holdings	%
1	Exxon Mobil Corp	5.80
2	Shell	5.70

# Guinness Global Energy Y Acc GBP

Rank	Largest Holdings	%
3	Chevron	5.60
4	TotalEnergies	5.30
5	BP	4.90
6	ConocoPhillips	4.70
7	Valero Energy	4.60
8	Imperial Oil	4.10
9	Suncor Energy	4.00
10	Diamondback Energy	3.90