



# Liontrust Global Smaller Companies C Acc GBP

## What is the Fund's objective?

To generate long term (5 years or more) capital growth.

## Cumulative Performance




	3m	6m	1yr	3yrs	5yrs
 Liontrust Global Smaller Companies C Acc GBP	-2.4	+2.5	+13.5	-2.9	+40.3
 IA Global	+0.2	+4.3	+17.8	+13.5	+51.1
Rank within sector	492 / 562	421 / 556	429 / 545	421 / 487	309 / 412
Quartile	4	4	4	4	3

## Fund Information

Sector	IA Global
Asset Class	Equity
Launch Date	31-Dec-2007
Fund Size	£22.2m / \$29.0m (22-Aug-2024)
Fund Manager	David Goodman

## How does FE fundinfo rate this fund?

FE fundinfo Crown Rating	
Risk Score	<b>155</b>

## Investment Details

Initial Charge	n/a
Annual Charges	0.75%
Note to charges	Initial Charges ;
Minimum Initial Investment	£ 250,000
Minimum Additional Investment	n/a
Dividend Policy	Jan 02 (Final)

## Prices

Unit Type	ACC
Mid	259.35(GBX)
Price Date	22 Aug 2024
Yield	0.04

## Codes

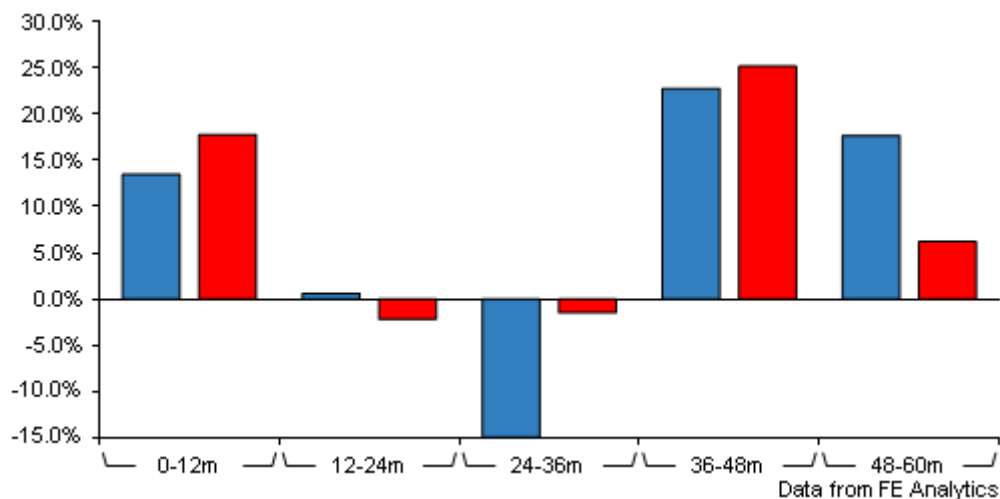
Citicode	AWP9
SEDOL	B29MXF6
ISIN	GB00B29MXF68

## Contact Details

Address	2 Savoy Court, London, United Kingdom, WC2R 0EZ
Telephone numbers	20 7412 1700 (Main Number)
Website	<a href="http://www.liontrust.co.uk">www.liontrust.co.uk</a>
Email	<a href="mailto:LionTA@liontrust.co.uk">LionTA@liontrust.co.uk</a>

# Liontrust Global Smaller Companies C

## Acc GBP



	0-12m	12m-24m	24m-36m	36m-48m	48m-60m
<span style="color: blue;">■</span> Liontrust Global Smaller Companies C Acc GBP	+13.5	+0.6	-15.0	+22.8	+17.7
<span style="color: red;">■</span> IA Global	+17.8	-2.2	-1.5	+25.2	+6.2
Rank within sector	429 / 545	155 / 522	443 / 487	309 / 442	66 / 411
Quartile	4	2	4	3	1

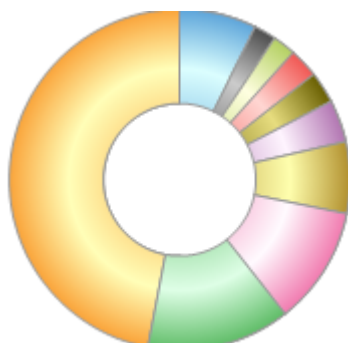
All prices in Pence Sterling (GBX) unless otherwise specified. Price total return performance figures are calculated on a bid price to bid price basis (mid to mid for OEICs) with net income (dividends) reinvested. Performance figures are shown in Pound Sterling (GBP).

# Liontrust Global Smaller Companies C

## Acc GBP

### Asset Allocation (31 Jul 2024)

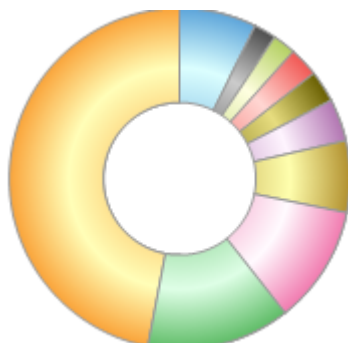
Rank	Asset Classes	%
1	US Equities	47.00
2	Japanese Equities	13.62
3	UK Equities	11.23
4	Money Market	6.81
5	Indian Equities	4.00
6	American Emerging Equities	3.01
7	Danish Equities	2.80
8	Israeli Equities	2.16
9	Peruvian Equity	2.10
10	Others	7.27



Powered by data from FE fundinfo

### Regional Breakdown (31 Jul 2024)

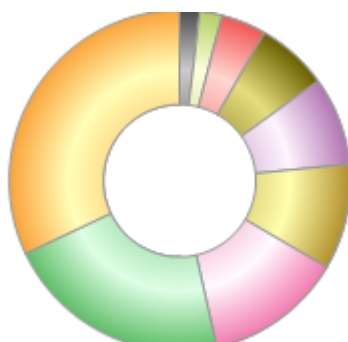
Rank	Regions	%
1	USA	47.00
2	Japan	13.62
3	UK	11.23
4	Cash & Cash Equivalents	6.81
5	India	4.00
6	Panama	3.01
7	Denmark	2.80
8	Israel	2.16
9	Peru	2.10
10	Others	7.27



Powered by data from FE fundinfo

### Sector Breakdown (31 Jul 2024)

Rank	Sectors	%
1	Industrials	32.05
2	Consumer Discretionary	21.50
3	Health Care	13.08
4	Information Technology	9.98
5	Consumer Staples	8.36
6	Money Market	6.81
7	Financials	4.26
8	Materials	2.10
9	Communications	1.87



Powered by data from FE fundinfo

### Top Holdings (31 Jul 2024)

Rank	Largest Holdings	%
1	MakeMyTrip Limited	4.00
2	Advanced Drainage Systems, Inc.	3.96

# Liontrust Global Smaller Companies C

## Acc GBP

3	Verra Mobility Corporation	3.66
4	Brink's Company	3.46
5	LGI Homes, Inc.	3.34
6	Bright Horizons Family Solutions Inc	3.25
7	BayCurrent Consulting, Inc.	3.03
8	Copa Holdings, S.A.	3.01
9	Performance Food Group Company	3.00
10	Fevertree Drinks PLC	2.82