



ReAssure AL M&G Managed Growth

Fund objective

The Fund aims to provide a higher total return (the combination of capital growth and income) net of the Ongoing Charge Figure, than the average return of the IA Flexible Investment Sector over any five-year period.

Detailed fund information

Unit name ReAssure AL M&G Managed Growth

FE fundinfo Crown Rating ★★★★★

Sector Flexible Investment

Domicile United Kingdom

Fund currency GBP

Unit currency GBP

Launch date 01-Oct-1999

Fund size (as at 31-Jan-2026) £1.9m

Primary asset class Mixed Asset

Inc / Acc Accumulating

Price and charges

Bid price (as at 16-Feb-2026) GBP 4.62

Offer price (as at 16-Feb-2026) GBP 4.86

Initial charge n/a

Annual charge 0.75%

Codes

Citicode AD74

ISIN GB0009733519

Management information

Fund manager Craig Simpson

Start date 01-Dec-2022

Address ReAssure Limited, Windsor House, Ironmasters Way, Telford Centre

Tel 0800 073 1777 (Main Number)
+44 1952 292929 (Overseas)

Website www.reassure.co.uk

Past performance overview fund vs. sector



16/02/2021 - 16/02/2026 Powered by data from FE fundinfo

Cumulative performance (%)

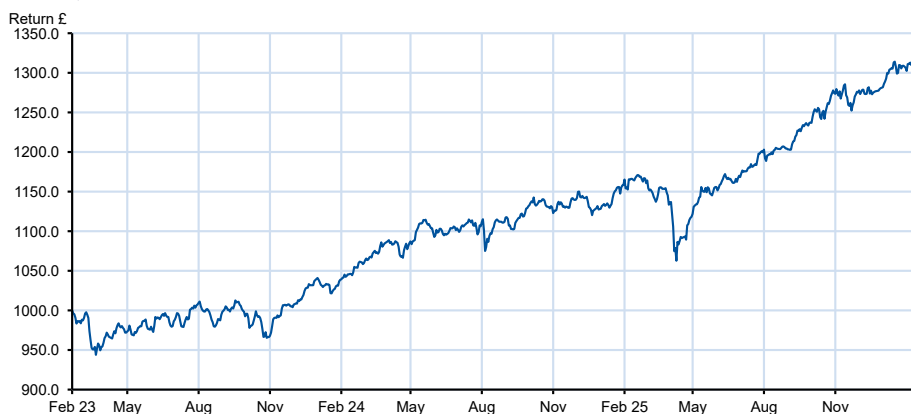
	YTD	3m	6m	1y	3ys	5ys
ReAssure AL M&G Managed Growth	+3.3	+2.9	+10.0	+13.6	+32.7	+53.9
Flexible Investment	+1.8	+2.2	+6.2	+7.2	+22.1	+25.9

Discrete performance (%)

	YTD	2025	2024	2023	2022	2021
ReAssure AL M&G Managed Growth	+3.3	+13.6	+8.6	+9.8	-0.3	+15.0
Flexible Investment	+1.8	+8.4	+7.7	+7.6	-8.1	+9.4

Growth of £1000 over 3 years

Total return performance of the fund rebased to 1000. Your actual return would be reduced by the cost of buying and selling the fund, and inflation.



■ Fund

17/02/2023 - 16/02/2026 Powered by data from FE fundinfo

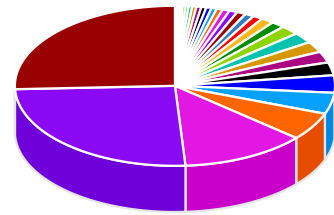
All prices in Pence Sterling (GBX) unless otherwise specified. Price performance figures are calculated on a bid price to bid price basis with net income (dividends) reinvested. Performance figures are shown in Sterling.

Asset allocation

No Breakdown Data available

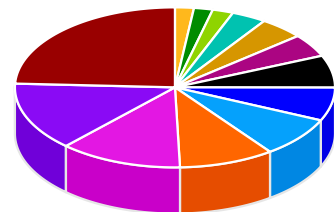
Regional breakdown

Key	Rank	Region	% of Fund (31.01.2026)	% of Fund (31.12.2025)
A	1(1)	USA	25.7	(26.7)
B	2(2)	UK	25.4	(25.6)
C	3(3)	Money Market	12.6	(12.6)
D	4(4)	Japan	5.6	(5.5)
E	5(5)	Hong Kong	4.3	(4.2)
F	6(6)	Germany	3.5	(3.4)
G	7(7)	Korea	2.6	(2.3)
H	8(8)	Denmark	2.3	(2.3)
I	9(9)	France	2.2	(2.1)
J	10(10)	Netherlands	2.2	(2.0)
K	11(11)	Taiwan	1.9	(1.7)
L	12(13)	Brazil	1.4	(1.3)
M	13(12)	India	1.3	(1.4)
N	14(16)	Indonesia	1.0	(0.8)
O	15(15)	Australia	0.9	(0.9)
P	16(14)	Canada	0.9	(0.9)
Q	17(17)	South Africa	0.8	(0.8)
R	18(18)	Ireland	0.7	(0.8)
S	19(19)	Switzerland	0.6	(0.6)
T	20(23)	China	0.6	(0.4)
U	21(20)	Singapore	0.5	(0.5)
V	22(21)	Thailand	0.5	(0.5)
W	23(22)	Spain	0.5	(0.5)
X	24(24)	Austria	0.4	(0.4)
Y	25(25)	Mexico	0.4	(0.4)
Z	26(26)	Finland	0.3	(0.3)
`	27(27)	Sweden	0.3	(0.3)
a	28(29)	Philippines	0.2	(0.2)
b	29(30)	Italy	0.1	(0.1)
c	30(28)	Belgium	0.1	(0.2)
d	31(34)	Europe	0.1	(0.0)
e	32(33)	Turkey	0.1	(0.0)
f	33(31)	Colombia	0.0	(0.0)
g	34(32)	Norway	0.0	(0.0)
h	35(35)	Vietnam	0.0	(0.0)
i	36(-)	Chile	0.0	(-)
j	37(38)	Luxembourg	0.0	(0.0)
k	38(36)	Israel	0.0	(0.0)
l	39(37)	United Arab Emirates	0.0	(0.0)
m	40(39)	International	0.0	(0.0)
n	41(40)	Guernsey	0.0	(0.0)



Sector breakdown

Key	Rank	Sector	% of Fund (31.12.2025)
A	1	Other	24.2
B	2	Financials	13.8
C	3	Cash	12.4
D	4	Information Technology	9.6
E	5	Industrials	8.1
F	6	Health Care	6.7
G	7	Consumer Discretionary	6.5
H	8	Communication Services	4.6
I	9	Consumer Staples	4.5
J	10	Materials	3.5
K	11	Energy	2.1
L	12	Real Estate	1.9
M	13	Utilities	1.9



Top ten holdings

Rank	Holding	% of Fund (31.12.2025)
1	M&G Global Sustain Paris Aligned Fund	11.0
2	M&G (Lux) Episode Macro Fund	9.9
3	M&G North American Value Fund	8.5
4	M&G (Lux) Pan European Select Fund	7.8
5	M&G Asian Fund	7.4
6	M&G Global Emerging Markets Fund	7.3
7	M&G Global Strategic Value Fund	5.2
8	UK	5.0
9	Xtrackers Msci World EX USA Ucits ETF	4.4
10	M&G Investment Funds (2) - M&G UK Select Fund	4.4