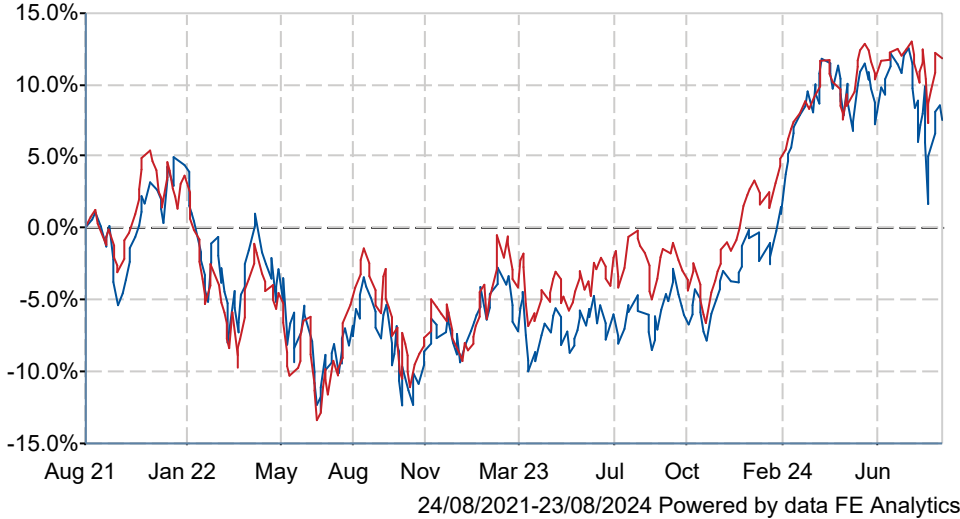


Artemis Global Select I Acc

What is the Fund's objective?

To grow capital over a five year period.

Cumulative Performance




	3m	6m	1yr	3yrs	5yrs
Artemis Global Select I Acc	-3.0	-0.3	+15.8	+8.2	+45.1
IA Global	-0.1	+3.6	+16.1	+12.3	+51.6
Rank within sector	503 / 563	487 / 557	327 / 546	317 / 487	275 / 412
Quartile	4	4	3	3	3

Fund Information

Sector	IA Global
Asset Class	Equity
Launch Date	16-Jun-2011
Fund Size	£244.5m / \$322.6m (23-Aug-2024)
Fund Manager	Alex Stanic Natasha Ebtehadj Swetha Ramachandran

How does FE fundinfo rate this fund?

FE fundinfo Crown Rating	
Risk Score	104

Other ratings

Morningstar Analyst Rating	Neutral
----------------------------	----------------

Investment Details

Initial Charge	0.00%
Annual Charges	0.75%
Note to charges	Initial Charges: max.;
Minimum Initial Investment	£ 250,000
Minimum Additional Investment	£ 500
Dividend Policy	May 01 (Final)

Prices

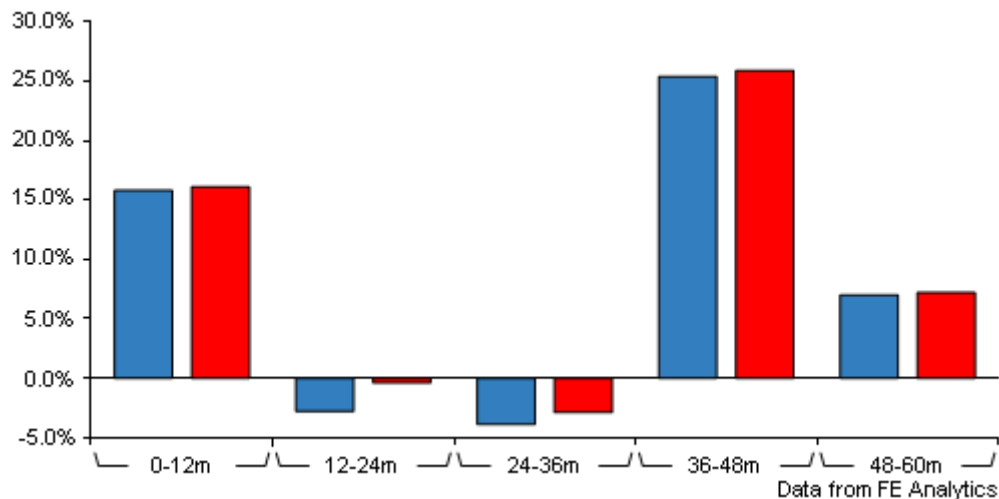
Unit Type	ACC
Mid	189.39(GBX)
Price Date	23 Aug 2024
Yield	0.54

Codes

Citicode	A0CW
SEDOL	B568S20
ISIN	GB00B568S201

Artemis Global Select I Acc

Discrete Performance



	0-12m	12m-24m	24m-36m	36m-48m	48m-60m
Artemis Global Select I Acc	+15.8	-2.8	-3.9	+25.4	+7.0
IA Global	+16.1	-0.4	-2.9	+25.9	+7.2
Rank within sector	327 / 546	377 / 522	286 / 487	259 / 442	221 / 411
Quartile	3	3	3	3	3

All prices in Pence Sterling (GBX) unless otherwise specified. Price total return performance figures are calculated on a bid price to bid price basis (mid to mid for OEICs) with net income (dividends) reinvested. Performance figures are shown in Pound Sterling (GBP).

Contact Details

Address Cassini House 57, St James's Street London, SW1A 1LD

Telephone numbers 0800 092 2051 (Main Number)

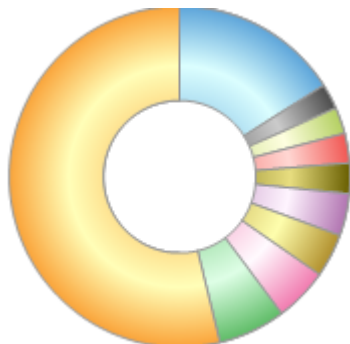
Website www.artemisfunds.com

Email salessupport@artemisfunds.com

Artemis Global Select I Acc

Asset Allocation (30 Jun 2024)

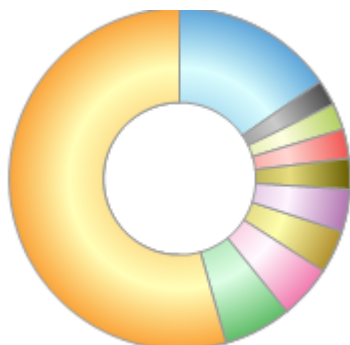
Rank	Asset Classes	%
1	US Equities	53.79
2	French Equities	6.40
3	Japanese Equities	5.13
4	Indian Equities	4.13
5	Taiwanese Equities	4.00
6	Danish Equities	2.89
7	Spanish Equities	2.76
8	Chinese Equities	2.49
9	South Korean Equities	2.44
10	Others	15.97



Powered by data from FE fundinfo

Regional Breakdown (30 Jun 2024)

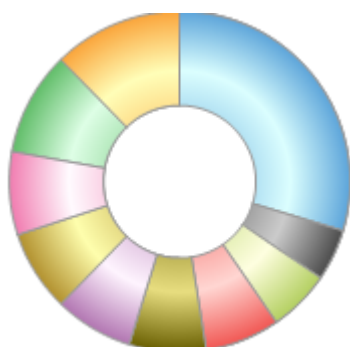
Rank	Regions	%
1	USA	54.41
2	France	6.40
3	Japan	5.13
4	India	4.13
5	Taiwan	4.00
6	Denmark	2.89
7	Spain	2.76
8	China	2.49
9	Korea	2.44
10	Others	15.35



Powered by data from FE fundinfo

Sector Breakdown (30 Jun 2024)

Rank	Sectors	%
1	Semi Conductors	12.31
2	Hardware	9.87
3	Healthcare & Medical Products	7.86
4	Software	7.69
5	Banks	7.46
6	Consumer Discretionary	7.28
7	Transport	7.14
8	Capital Goods	5.88
9	Biotechnology/Medical	4.86
10	Others	29.65



Powered by data from FE fundinfo

Top Holdings (30 Jun 2024)

Rank	Largest Holdings	%
1	AMAZON COM INC COM USD0.01	6.02
2	MICROSOFT CORP	4.99

Artemis Global Select I Acc

Rank	Largest Holdings	%
3	APPLE INC COM USD0.00001	4.47
4	TAIWAN SEMICONDUCTOR MANUFACTURING TWD10	4.00
5	NVIDIA CORP COMMON STOCK USD 0.001	3.68
6	NOVO NORDISK AS/B AKTIE COM	2.89
7	HDFC BANK LIMITED	2.88
8	AENA SME SA	2.76
9	ESTEE LAUDER COMPANIES-CL A	2.49
10	MASTERCARD INCORPO COM USD0.0001 CLASS A	2.48