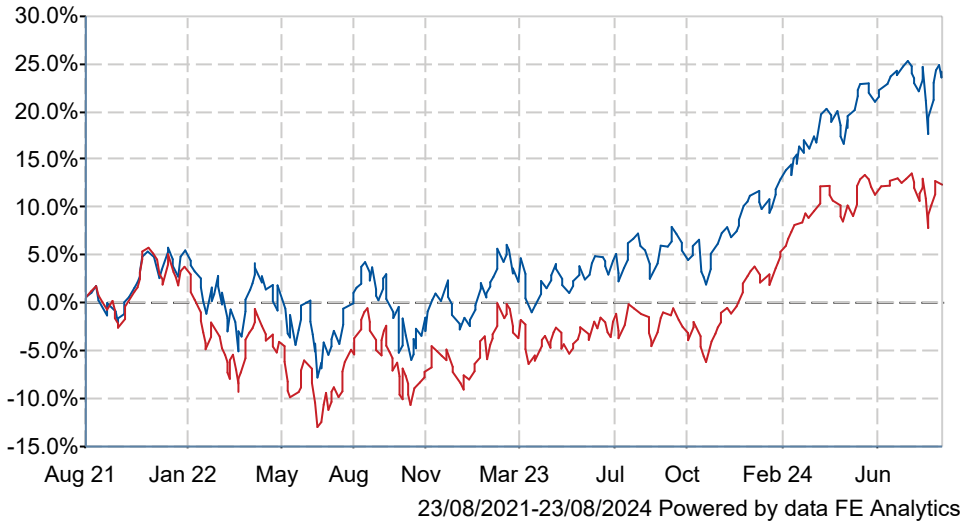


## Vanguard LifeStrategy 100% Equity A Shares Acc

### What is the Fund's objective?

The Fund seeks to achieve income and/or capital returns through a portfolio comprising approximately 100% stocks.


### Cumulative Performance



	3m	6m	1yr	3yrs	5yrs
Vanguard LifeStrategy 100% Equity A Shares Acc	+1.3	+6.4	+19.0	+23.5	+59.5
IA Global	-0.1	+3.6	+16.1	+12.3	+51.6
Rank within sector	152 / 563	67 / 557	206 / 546	128 / 487	176 / 412
Quartile	2	1	2	2	2

Sector	IA Global
Asset Class	Equity
Launch Date	23-Jun-2011
Fund Size	£7,833.1m / \$10,335.0m (23-Aug-2024)
Fund Manager	Vanguard Equity Index Group

### How does FE fundinfo rate this fund?

FE fundinfo Crown Rating	
Risk Score	93

### Investment Details

Initial Charge	0.00%
Annual Charges	0.22%
Note to charges	Initial Charges: max.;
Minimum Initial Investment	£ 100,000
Minimum Additional Investment	n/a
Dividend Policy	Mar 31 (Final)

### Prices

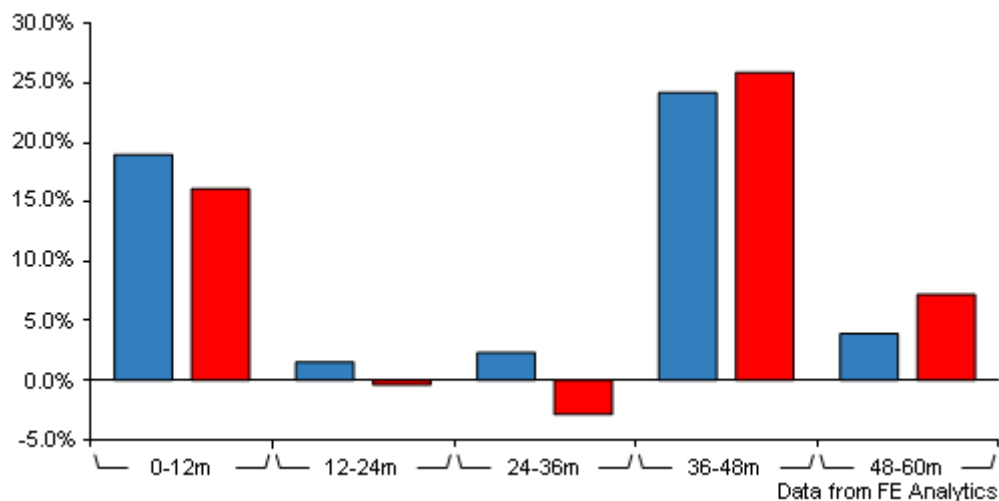
Unit Type	ACC
Mid	359.25(GBP)
Price Date	23 Aug 2024
Yield	1.37

### Codes

Citicode	ACDV
SEDOL	B41XG30
ISIN	GB00B41XG308

# Vanguard LifeStrategy 100% Equity A Shares Acc

## Discrete Performance



	0-12m	12m-24m	24m-36m	36m-48m	48m-60m
Vanguard LifeStrategy 100% Equity A Shares Acc	+19.0	+1.5	+2.3	+24.2	+3.9
IA Global	+16.1	-0.4	-2.9	+25.9	+7.2
Rank within sector	206 / 546	213 / 522	145 / 487	290 / 442	274 / 411
Quartile	2	2	2	3	3

All prices in Pence Sterling (GBX) unless otherwise specified. Price total return performance figures are calculated on a bid price to bid price basis (mid to mid for OEICs) with net income (dividends) reinvested. Performance figures are shown in Pound Sterling (GBP).

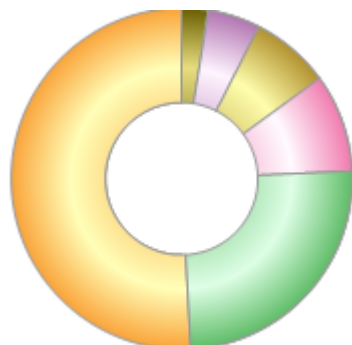
## Contact Details

Address	The Walbrook Building, 25 Walbrook, London, EC4N 8AF
Telephone numbers	0800 917 5508 (Main Number)
Website	<a href="http://www.vanguard.co.uk/professional/">www.vanguard.co.uk/ professional/</a>
Email	<a href="mailto:enquiries@vanguard.co.uk">enquiries@vanguard.co.uk</a>

# Vanguard LifeStrategy 100% Equity A Shares Acc

## Asset Allocation (31 Jul 2024)

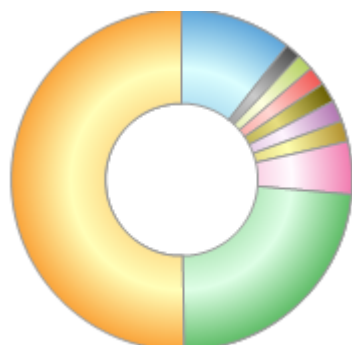
Rank	Asset Classes	%
1	North America Equities	50.86
2	UK equities	24.90
3	Europe ex-UK equities	9.30
4	Emerging markets equities	7.50
5	Japan equities	4.97
6	Asia ex-Japan equities	2.48



Powered by data from FE fundinfo

## Regional Breakdown (31 Jul 2024)

Rank	Regions	%
1	USA	50.31
2	UK	23.42
3	Japan	4.97
4	Others	2.01
5	France	2.00
6	China	1.85
7	Switzerland	1.81
8	Germany	1.56
9	Australia	1.52
10	Others	10.55



Powered by data from FE fundinfo

## Sector Breakdown (31 Jul 2024)

Rank	Sectors	%
1	Information Technology	19.47
2	Financials	17.66
3	Industrials	11.52
4	Health Care	11.15
5	Consumer Discretionary	9.65
6	Consumer Staples	8.09
7	Communication Services	6.47
8	Energy	5.49
9	Materials	4.68
10	Others	5.82



Powered by data from FE fundinfo

## Top Holdings (31 Jul 2024)

Rank	Largest Holdings	%
1	Vanguard U.S. Equity Index Fund	19.70
2	Vanguard FTSE U.K. All Share Index Unit Trust	19.60

## Vanguard LifeStrategy 100% Equity A Shares Acc

Rank	Largest Holdings	%
3	Vanguard FTSE Developed World ex-U.K. Equity Index Fund	19.30
4	Vanguard S&P 500 UCITS ETF	16.70
5	Vanguard Emerging Markets Stock Index Fund	7.50
6	Vanguard FTSE Developed Europe ex-U.K. Equity Index Fund	6.70
7	Vanguard FTSE 100 UCITS ETF	4.70
8	Vanguard Japan Stock Index Fund	3.60
9	Vanguard Pacific Ex-Japan Stock Index Fund	1.60
10	Vanguard FTSE 250 UCITS ETF	0.60