



Vanguard LifeStrategy 40% Equity A Shares Acc

What is the Fund's objective?

The Fund seeks to achieve income and/or capital returns through a portfolio comprising approximately 40% stocks and 60% bonds.

Cumulative Performance





	3m	6m	1yr	3yrs	5yrs
 Vanguard LifeStrategy 40% Equity A Shares Acc	+2.9	+5.4	+13.5	-0.3	+13.2
 IA Mixed Investment 20-60% Shares	+1.6	+5.3	+12.8	+3.2	+16.1
Rank within sector	12 / 192	90 / 191	68 / 188	132 / 169	108 / 149
Quartile	1	2	2	4	3

Fund Information

Sector	IA Mixed Investment 20-60% Shares
Asset Class	Mixed Asset
Launch Date	23-Jun-2011
Fund Size	£6,003.6m / \$7,855.7m (22-Aug-2024)
Fund Manager	Vanguard Equity Index Group

How does FE fundinfo rate this fund?

FE fundinfo Crown Rating	
Risk Score	 59

Other ratings

Morningstar Analyst Rating	
----------------------------	---

Investment Details

Initial Charge	0.00%
Annual Charges	0.22%
Note to charges	Initial Charges: max.;
Minimum Initial Investment	£ 100,000
Minimum Additional Investment	n/a
Dividend Policy	Apr 01 (Final)

Prices

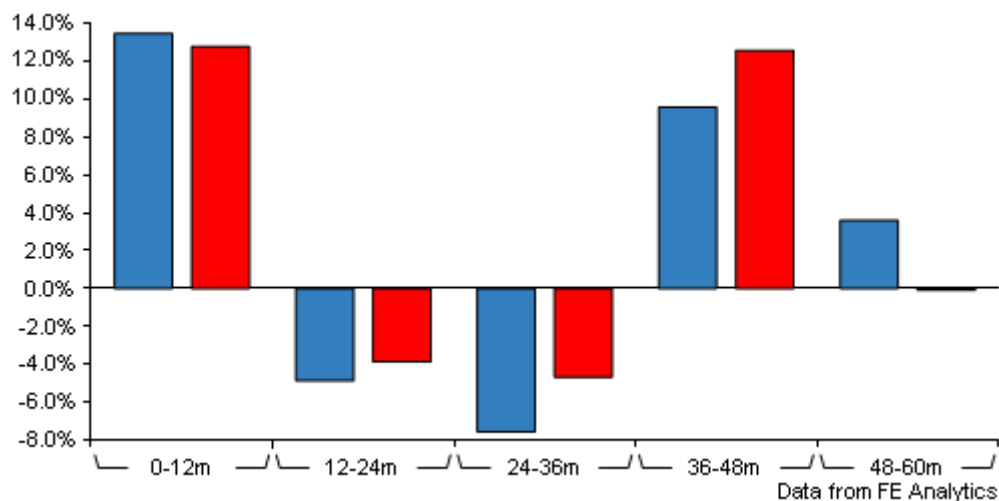
Unit Type	ACC
Mid	201.41(GBP)
Price Date	22 Aug 2024
Yield	1.19

Codes

Citicode	ACDO
SEDOL	B3ZHN96
ISIN	GB00B3ZHN960

Vanguard LifeStrategy 40% Equity A Shares Acc

Discrete Performance



	0-12m	12m-24m	24m-36m	36m-48m	48m-60m
■ Vanguard LifeStrategy 40% Equity A Shares Acc	+13.5	-4.9	-7.6	+9.6	+3.6
■ IA Mixed Investment 20-60% Shares	+12.8	-3.9	-4.7	+12.6	-0.1
Rank within sector	68 / 188	123 / 175	138 / 169	135 / 158	20 / 149
Quartile	2	3	4	4	1

All prices in Pence Sterling (GBX) unless otherwise specified. Price total return performance figures are calculated on a bid price to bid price basis (mid to mid for OEICs) with net income (dividends) reinvested. Performance figures are shown in Pound Sterling (GBP).

Contact Details

Address The Walbrook Building, 25
Walbrook, London, EC4N
8AF

Telephone numbers 0800 917 5508 (Main
Number)

Website [www.vanguard.co.uk/
professional/](http://www.vanguard.co.uk/professional/)

Email enquiries@vanguard.co.uk

Vanguard LifeStrategy 40% Equity A Shares Acc

Asset Allocation (31 Jul 2024)

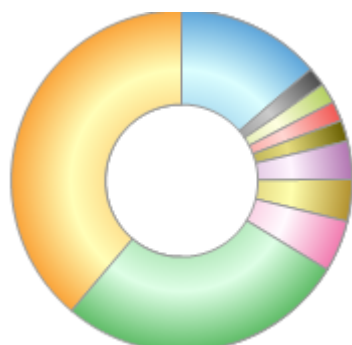
Rank	Asset Classes	%
1	Global bonds	23.90
2	North America equities	20.11
3	UK gilts	10.10
4	UK equities	10.10
5	Euro area government bonds	5.90
6	UK corporate bonds	5.30
7	US government bonds	4.80
8	UK index-linked bonds	4.50
9	US corporate bonds	4.40
10	Others	10.89



Powered by data from FE fundinfo

Regional Breakdown (31 Jul 2024)

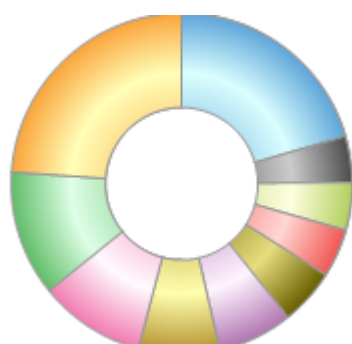
Rank	Regions	%
1	USA	38.86
2	UK	27.47
3	Japan	4.86
4	France	3.98
5	Germany	3.60
6	Italy	1.99
7	International	1.85
8	Others	1.85
9	Canada	1.84
10	Others	13.70



Powered by data from FE fundinfo

Sector Breakdown (31 Jul 2024)

Rank	Sectors	%
1	Global bonds	23.90
2	US government bonds	11.90
3	UK gilts	10.10
4	Information Technology	7.74
5	Financials	7.14
6	UK corporate bonds	5.30
7	Industrials	4.57
8	UK index-linked bonds	4.50
9	US corporate bonds	4.40
10	Others	20.45



Powered by data from FE fundinfo

Top Holdings (31 Jul 2024)

Rank	Largest Holdings	%
1	Vanguard FTSE Developed World ex-U.K. Equity Index Fund	19.10
2	Vanguard Global Bond Index Fund	18.60

Vanguard LifeStrategy 40% Equity A Shares Acc

Rank	Largest Holdings	%
3	Vanguard U.K. Government Bond Index Fund	10.10
4	Vanguard FTSE U.K. All Share Index Unit Trust	10.10
5	Vanguard U.S. Equity Index Fund	5.80
6	Vanguard U.K. Investment Grade Bond Index Fund	5.30
7	Vanguard Global Aggregate Bond UCITS ETF	5.30
8	Vanguard U.S. Government Bond Index Fund	4.80
9	Vanguard U.K. Inflation-Linked Gilt Index Fund	4.50
10	Vanguard Euro Government Bond Index Fund	3.80