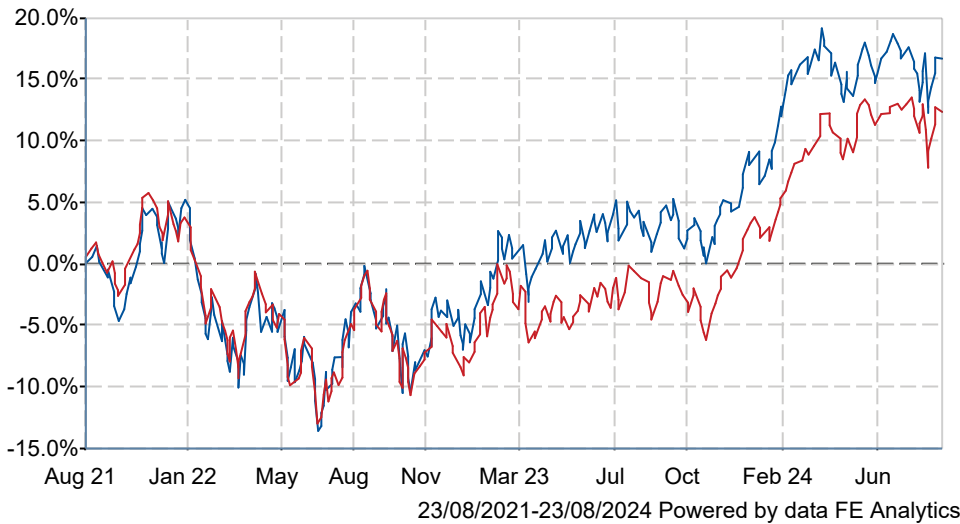


BNY Mellon Long Term Global Equity Inst W Acc GBP

What is the Fund's objective?

To achieve capital growth over the long term (5 years or more).

Cumulative Performance




	3m	6m	1yr	3yrs	5yrs
BNY Mellon Long Term Global Equity Inst W Acc GBP	-0.5	+0.4	+14.4	+16.7	+54.7
IA Global	-0.1	+3.6	+16.1	+12.3	+51.6
Rank within sector	353 / 563	460 / 557	372 / 546	223 / 487	207 / 412
Quartile	3	4	3	2	3

Fund Information

Sector	IA Global
Asset Class	Equity
Launch Date	24-Aug-2007
Fund Size	£2,097.5m / \$2,767.4m (31-Jul-2024)
Fund Manager	Team Approach

How does FE fundinfo rate this fund?

FE fundinfo Crown Rating	
Risk Score	107

Other ratings

Morningstar Analyst Rating	
----------------------------	---

Investment Details

Initial Charge	0.00%
Annual Charges	0.75%
Note to charges	n/a
Minimum Initial Investment	£ 500,000
Minimum Additional Investment	n/a
Dividend Policy	Jul 01 (Final)

Prices

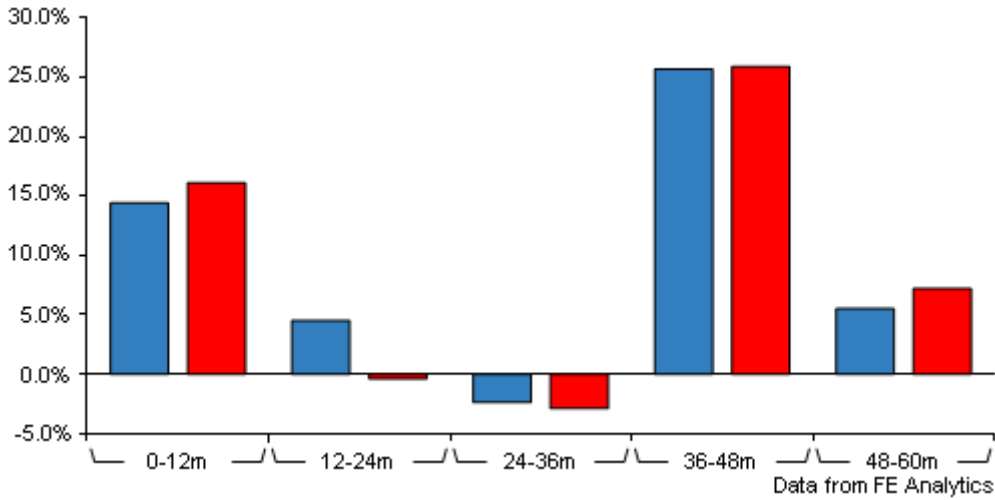
Unit Type	ACC
Mid	391.86(GBX)
Price Date	23 Aug 2024
Yield	0.33

Codes

Citicode	GP11
SEDOL	B8K6W52
ISIN	GB00B8K6W529

BNY Mellon Long Term Global Equity Inst W Acc GBP

Discrete Performance



	0-12m	12m-24m	24m-36m	36m-48m	48m-60m
BNY Mellon Long Term Global Equity Inst W Acc GBP	+14.4	+4.5	-2.4	+25.7	+5.5
IA Global	+16.1	-0.4	-2.9	+25.9	+7.2
Rank within sector	372 / 546	88 / 522	242 / 487	239 / 442	248 / 411
Quartile	3	1	2	3	3

All prices in Pence Sterling (GBX) unless otherwise specified. Price total return performance figures are calculated on a bid price to bid price basis (mid to mid for OEICs) with net income (dividends) reinvested. Performance figures are shown in Pound Sterling (GBP).

Contact Details

Address BNY Mellon Asset Management International Limited, The Bank of New York Mellon Centre, 160 Queen Victoria Street, London, EC4V 4LA

Telephone numbers 44 (0) 20 7163 8888 (Main Number)

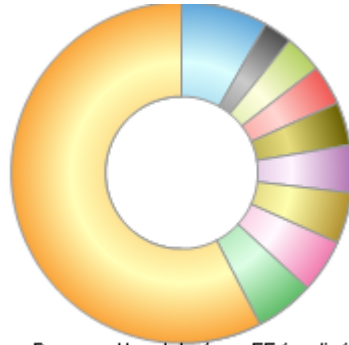
Website www.bnymellonim.com

Email salessupport@bnymellon.com

BNY Mellon Long Term Global Equity Inst W Acc GBP

Asset Allocation (31 Jul 2024)

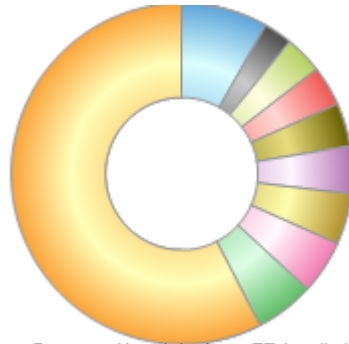
Rank	Asset Classes	%
1	US Equities	57.59
2	UK Equities	5.62
3	Japanese Equities	5.07
4	Swiss Equities	4.83
5	Canadian Equities	4.48
6	Danish Equities	4.07
7	Taiwanese Equities	3.82
8	French Equities	3.63
9	Money Market	2.67
10	Others	8.22



Powered by data from FE fundinfo

Regional Breakdown (31 Jul 2024)

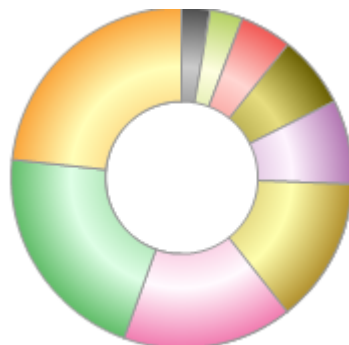
Rank	Regions	%
1	United States	57.59
2	United Kingdom	5.62
3	Japan	5.07
4	Switzerland	4.83
5	Canada	4.48
6	Denmark	4.07
7	Taiwan	3.82
8	France	3.63
9	Cash	2.67
10	Others	8.22



Powered by data from FE fundinfo

Sector Breakdown (31 Jul 2024)

Rank	Sectors	%
1	Information technology	23.30
2	Healthcare	21.20
3	Industrials	16.14
4	Consumer discretionary	13.83
5	Consumer staples	7.99
6	Financials	6.88
7	Materials	4.92
8	Communication services	3.06
9	Cash	2.67
10	Others	0.01



Powered by data from FE fundinfo

Top Holdings (31 Jul 2024)

Rank	Largest Holdings	%
1	Novo Nordisk	4.07
2	Taiwan Semiconductor - ADR	3.82

BNY Mellon Long Term Global Equity Inst W Acc GBP

Rank	Largest Holdings	%
3	Microsoft Corporation	3.69
4	Amphenol	3.20
5	Alphabet	3.06
6	Linde	2.90
7	Mastercard	2.74
8	British Pounds	2.64
9	Alimentation Couche-Tard	2.56
10	ASML	2.28