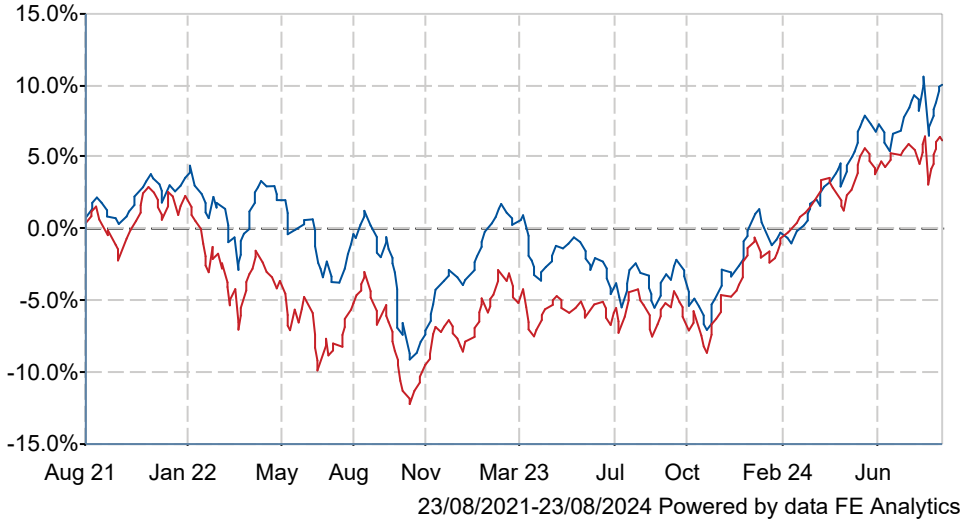




The MI Hawksmoor Distribution C Acc

What is the Fund's objective?

The investment objective of the Fund is to provide income with the prospect of capital growth


Cumulative Performance



	3m	6m	1yr	3yrs	5yrs
 The MI Hawksmoor Distribution C Acc	+2.1	+9.6	+16.6	+10.0	+26.5
 IA Mixed Investment 40-85% Shares	+1.0	+5.3	+14.3	+6.1	+26.0
Rank within sector	28 / 224	6 / 220	29 / 217	64 / 202	94 / 174
Quartile	1	1	1	2	3

Sector	IA Mixed Investment 40-85% Shares
Asset Class	Mixed Asset
Launch Date	13-Apr-2012
Fund Size	£142.4m / \$187.9m (23-Aug-2024)
Fund Manager	Daniel Lockyer Ben Conway Ben Mackie Dan Cartridge

How does FE fundinfo rate this fund?

FE fundinfo Crown Rating	
Risk Score	73

Investment Details

Initial Charge	n/a
Annual Charges	0.75%
Note to charges	Initial Charges: max.;
Minimum Initial Investment	£ 2,000,000
Minimum Additional Investment	£ 1,000
Dividend Policy	Feb 01, May 01, Aug 01, Nov 01 (Final)

Prices

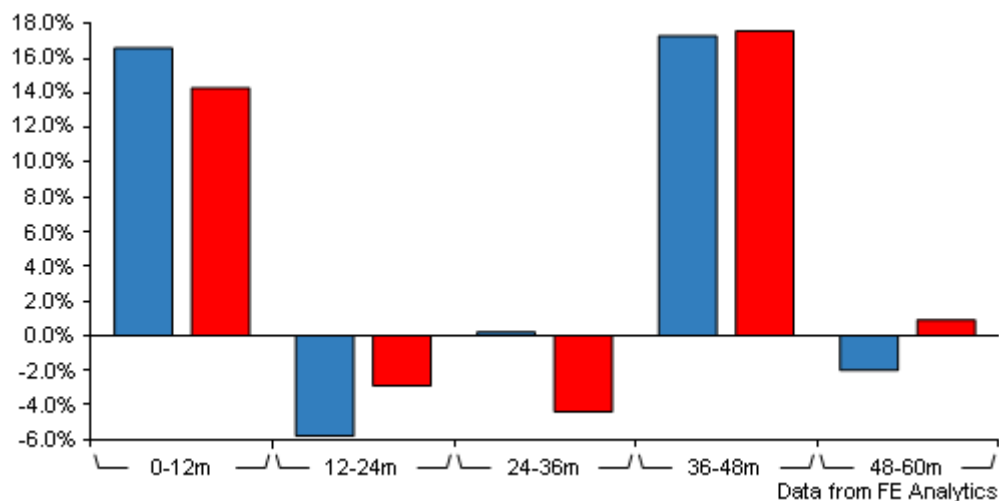
Unit Type	ACC
Mid	183.04(GBX)
Price Date	23 Aug 2024
Yield	3.80

Codes

Citicode	K29B
SEDOL	BJ4GVL4
ISIN	GB00BJ4GVL48

The MI Hawksmoor Distribution C Acc

Discrete Performance



	0-12m	12m-24m	24m-36m	36m-48m	48m-60m
■ The MI Hawksmoor Distribution C Acc	+16.6	-5.8	+0.2	+17.3	-2.0
■ IA Mixed Investment 40-85% Shares	+14.3	-2.9	-4.4	+17.6	+0.9
Rank within sector	29 / 217	184 / 208	30 / 202	108 / 185	137 / 174
Quartile	1	4	1	3	4

All prices in Pence Sterling (GBX) unless otherwise specified. Price total return performance figures are calculated on a bid price to bid price basis (mid to mid for OEICs) with net income (dividends) reinvested. Performance figures are shown in Pound Sterling (GBP).

Contact Details

Address MI Hawksmoor Open-Ended Investment Company -, The MI Hawksmoor Distribution Fund, Hamilton Centre Rodney Way, Chelmsford, Essex, CM1 3BY

Telephone numbers 0345 026 4283 (Dealing & Administration)

Website www.fundrock.com

Email hawksmoor@apexgroup.com

The MI Hawksmoor Distribution C Acc

Asset Allocation (31 Jul 2024)

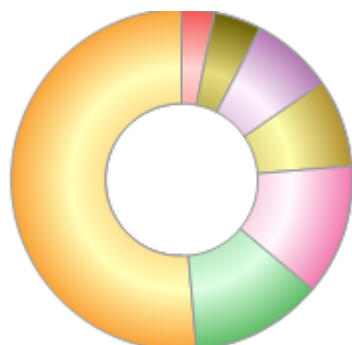
Rank	Asset Classes	%
1	UK Equities	29.40
2	Others	16.60
3	Japanese Equities	8.30
4	Global Fixed Interest	7.50
5	Asia Pacific ex Japan Equities	7.30
6	Alternative Investment Strategies	6.90
7	Property	5.10
8	UK Corporate Fixed Interest	4.90
9	Commodity & Energy	3.10
10	Others	10.90



Powered by data from FE fundinfo

Regional Breakdown (31 Jul 2024)

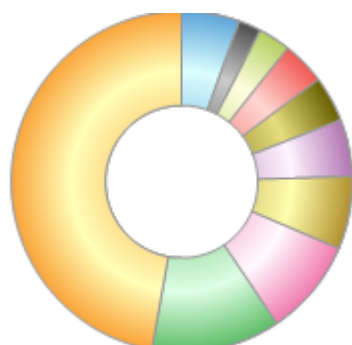
Rank	Regions	%
1	UK	51.40
2	North America	12.50
3	Europe ex UK	12.40
4	Japan	8.30
5	Asia ex Japan	7.80
6	Emerging Markets	4.50
7	Other	3.10



Powered by data from FE fundinfo

Sector Breakdown (31 Jul 2024)

Rank	Sectors	%
1	UK Equities	47.20
2	Infrastructure	12.20
3	Asset Backed Debt	9.20
4	Private Equity	6.90
5	Shipping	5.40
6	Corporate Bonds	4.30
7	Property	4.10
8	Precious Metal Equities	3.10
9	US Equities	2.10
10	Others	5.50



Powered by data from FE fundinfo

Top Holdings (31 Jul 2024)

Rank	Largest Holdings	%
1	Man GLG Income	9.27
2	WS Gresham House UK Multi Cap Income	8.77

The MI Hawksmoor Distribution C Acc

Rank	Largest Holdings	%
3	VT Downing Small & Mid Cap Income	3.41
4	Man GLG Sterling Corporate Bond	3.19
5	Polar Capital Japan Value	3.13
6	TwentyFour Monument Bond	3.09
7	Arcus Japan	3.06
8	Ninety One Global Gold	3.05
9	Aberforth UK Small Companies	2.96
10	CIM Dividend Income	2.87