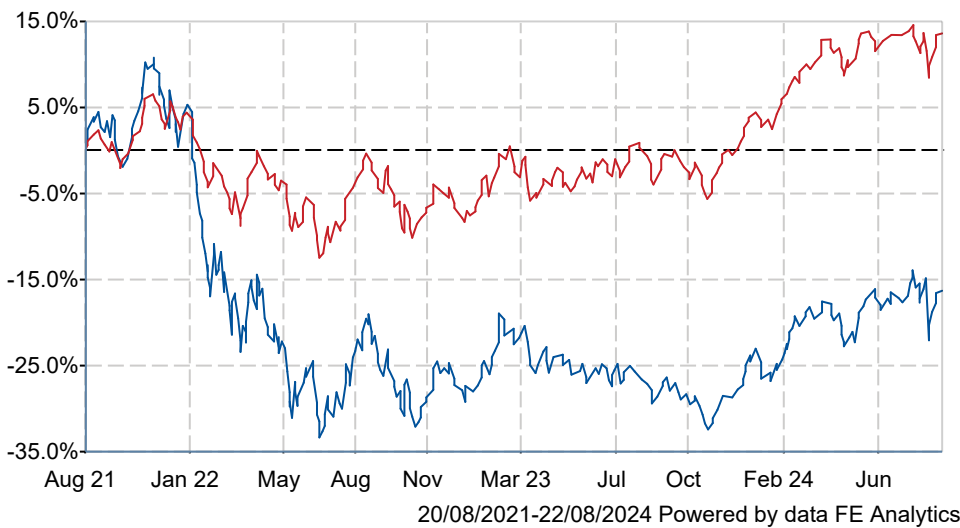


## abrdn Global Smaller Companies Platform 1 Acc GBP

### What is the Fund's objective?

To generate growth over the long term (5 years or more) by investing in Global small-capitalisation equities (company shares). Performance Target: To achieve the return of the MSCI AC Country World Small Cap Index, plus 3% per annum (before charges). There is no certainty or promise that the Performance Target will be achieved. Performance Comparator: Investment Association Global Equity Sector Average. The MSCI AC Country World Small Cap Index (the "Index") is a representative index of world stock markets of smaller companies. The Investment Association Global Equity Sector (the "Sector") is a representative group of investment funds with a focus on global equities.


### Cumulative Performance



	3m	6m	1yr	3yrs	5yrs
abrdn Global Smaller Companies Platform 1 Acc GBP	+1.5	+5.2	+19.1	-16.3	+21.1
IA Global	+0.2	+4.3	+17.8	+13.5	+51.1
Rank within sector	170 / 562	256 / 556	263 / 545	465 / 487	387 / 412
Quartile	2	2	2	4	4

Sector	IA Global
Asset Class	Equity
Launch Date	19-Jan-2012
Fund Size	£932.9m / \$1,220.7m (22-Aug-2024)
Fund Manager	Kirsty Desson

### How does FE fundinfo rate this fund?

FE fundinfo Crown Rating	
Risk Score	140

### Other ratings

Morningstar Analyst Rating	
----------------------------	---

### Investment Details

Initial Charge	0.00%
Annual Charges	0.90%
Note to charges	Initial Charges: max.;
Minimum Initial Investment	£ 1,000,000
Minimum Additional Investment	£ 50,000
Dividend Policy	Feb 28 (Final)

### Prices

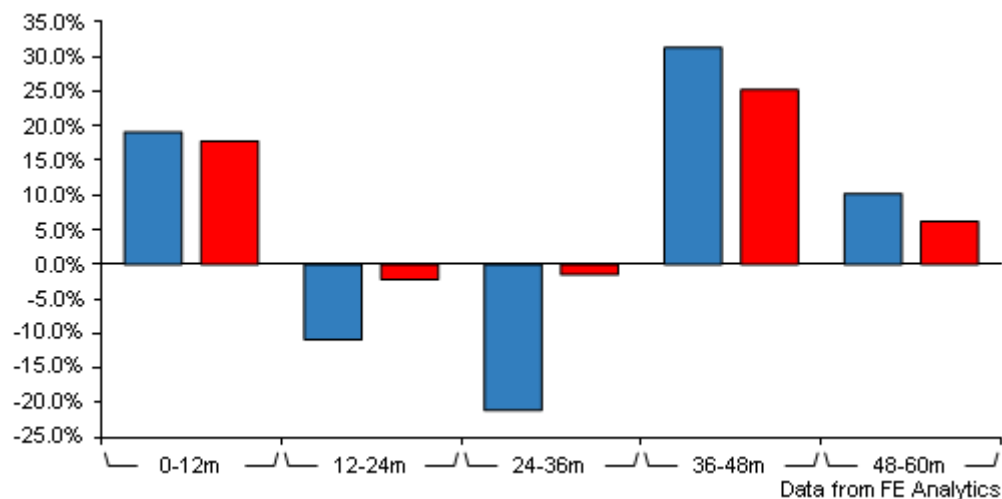
Unit Type	ACC
Mid	180.20(GBX)
Price Date	22 Aug 2024
Yield	0.16

### Codes

Citicode	10FZ
SEDOL	B7K VX24
ISIN	GB00B7K VX245

# abrdn Global Smaller Companies Platform 1 Acc GBP

## Discrete Performance



	0-12m	12m-24m	24m-36m	36m-48m	48m-60m
abrdn Global Smaller Companies Platform 1 Acc GBP	+19.1	-10.9	-21.1	+31.3	+10.2
IA Global	+17.8	-2.2	-1.5	+25.2	+6.2
Rank within sector	263 / 545	489 / 522	468 / 487	72 / 442	128 / 411
Quartile	2	4	4	1	2

All prices in Pence Sterling (GBX) unless otherwise specified. Price total return performance figures are calculated on a bid price to bid price basis (mid to mid for OEICs) with net income (dividends) reinvested. Performance figures are shown in Pound Sterling (GBP).

## Contact Details

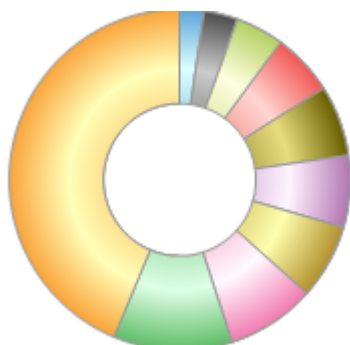
**Address** Aberdeen Standard Fund Managers Limited, Bow Bells House, 1 Bread Street, London, EC4M 9HH

**Telephone numbers** 0345 113 6966 (Main Number)

**Website** [www.aberdeenstandard.com](http://www.aberdeenstandard.com)

## Asset Allocation (31 Jul 2024)

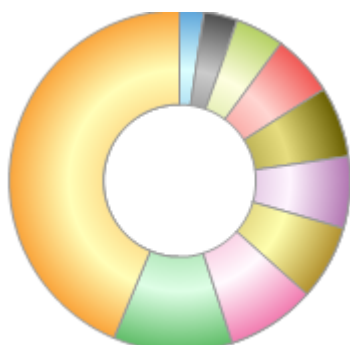
Rank	Asset Classes	%
1	US Equities	43.70
2	Global Equities	11.30
3	Japanese Equities	8.40
4	Australian Equities	7.10
5	UK Equities	6.80
6	Taiwanese Equities	6.70
7	German Equities	5.90
8	French Equities	4.60
9	Swedish Equities	3.20
10	Money Market	2.30



Powered by data from FE fundinfo

## Regional Breakdown (31 Jul 2024)

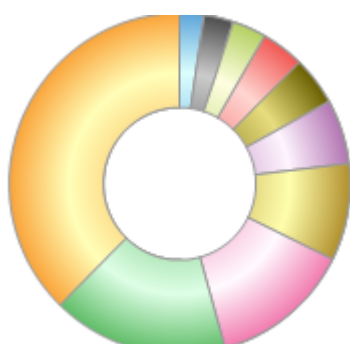
Rank	Regions	%
1	United States of America	43.70
2	Other	11.30
3	Japan	8.40
4	Australia	7.10
5	United Kingdom	6.80
6	Taiwan, Republic of China	6.70
7	Germany	5.90
8	France	4.60
9	Sweden	3.20
10	Cash	2.30



Powered by data from FE fundinfo

## Sector Breakdown (31 Jul 2024)

Rank	Sectors	%
1	Industrials	37.60
2	Information Technology	16.70
3	Consumer Discretionary	13.40
4	Financials	9.20
5	Consumer Staples	6.10
6	Energy	4.60
7	Communication Services	4.10
8	Other	3.20
9	Health Care	2.80
10	Cash	2.30



Powered by data from FE fundinfo

## Top Holdings (31 Jul 2024)

Rank	Largest Holdings	%
1	Gaztransport Et Techniga	4.58
2	CTS Eventim	4.15

## abrdn Global Smaller Companies Platform 1 Acc GBP

Rank	Largest Holdings	%
3	Axon Enterprise	4.11
4	Altair Engineering	3.91
5	Advanced Drainage Systems	3.65
6	Carlisle Cos Inc	3.49
7	ASICS	3.37
8	Addtech Ab B shares	3.17
9	Intermediate Capital Group	3.17
10	Napco Security Technologies	3.00