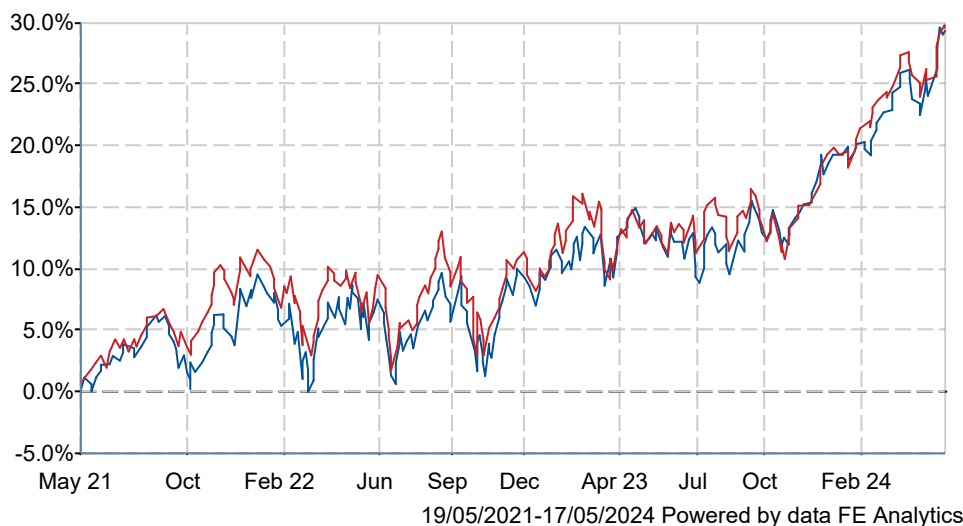




Fidelity Global Dividend W Inc

What is the Fund's objective?

The Fund aims to increase the value of your investment with low volatility versus the MSCI All Country World (Net Total Return) Index. It also seeks to deliver an income that is at least 25% more than the income produced by companies included in the index. The Fund will invest at least 70% in equities (and their related securities) of companies globally. The Investment Manager will choose investments which it believes offer attractive dividend yields in addition to price appreciation. It is not restricted in terms of size, industry, or geographical split. The Fund is actively managed without reference to a benchmark. The Fund may also invest in other transferable securities, collective investment schemes, money market instruments, cash and deposits and is also able to use derivatives for efficient portfolio management. The Fund's performance can be compared to the MSCI All Country World (Net Total Return) Index as the index constituents are representative of the type of companies the Fund invests in. Many funds sold in the UK are grouped into sectors by the Investment Association (the trade body that represents UK Investment Managers), to facilitate comparison between funds with broadly similar characteristics. This Fund is classified in the IA Global Equity Income sector. Performance data on funds within this sector may be prepared and published by data providers and will be used when evaluating the performance of this Fund. The IA sector most closely reflects the combination of assets in the Fund. The Fund's performance can also be compared to the MSCI All Country World High Dividend Yield Index as the index constituents are representative of the type of companies the Fund invests in.

Cumulative Performance



	3m	6m	1yr	3yrs	5yrs
 Fidelity Global Dividend W Inc	+7.3	+12.4	+15.2	+28.1	+53.6
 IA Global Equity Income	+5.2	+12.2	+13.8	+29.3	+53.3
Rank within sector	11 / 54	27 / 54	27 / 52	26 / 49	17 / 44
Quartile	1	2	3	3	2

Fund Information

Sector	IA Global Equity Income
Asset Class	Equity
Launch Date	30-Jan-2012
Fund Size	£3,076.0m / \$3,907.8m (30-Apr-2024)
Fund Manager	Daniel Roberts

How does FE fundinfo rate this fund?

FE fundinfo Crown Rating	
AFI	 
Risk Score	77

Other ratings

Morningstar Analyst Rating	
----------------------------	---

Investment Details

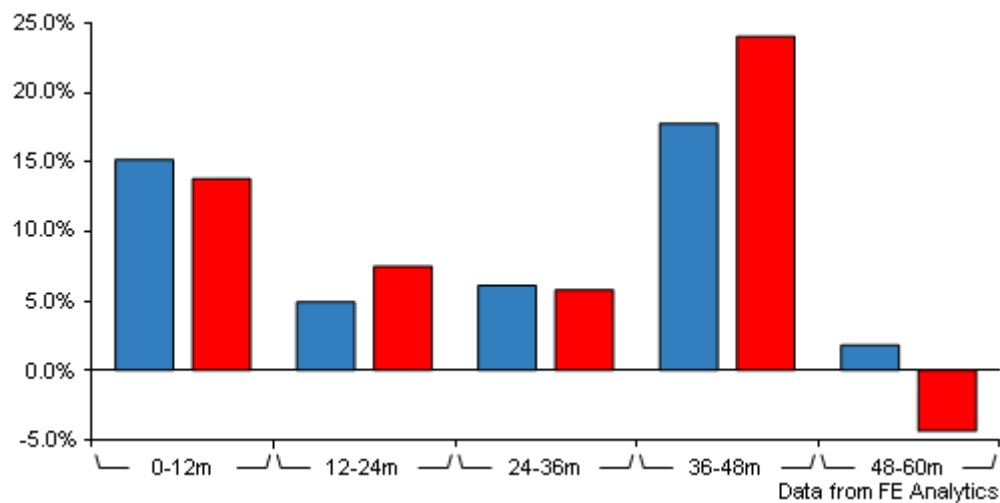
Initial Charge	0.00%
Annual Charges	0.75%
Note to charges	n/a
Minimum Initial Investment	£ 1,000
Minimum Additional Investment	£ 250
Dividend Policy	Jan 01, Feb 01, Mar 01, Apr 01, May 01, Jun 01, Jul 01, Aug 01, Sep 01, Oct 01, Nov 01, Dec 01 (Final)

Prices

Unit Type	INC
Mid	248.90(GBX)
Price Date	17 May 2024
Yield	2.70

Fidelity Global Dividend W Inc

Discrete Performance



	0-12m	12m-24m	24m-36m	36m-48m	48m-60m
<div>Fidelity Global Dividend W Inc</div>	+15.2	+4.9	+6.1	+17.8	+1.8
<div>IA Global Equity Income</div>	+13.8	+7.5	+5.8	+24.1	-4.4
Rank within sector	27 / 52	26 / 50	36 / 49	41 / 46	7 / 44
Quartile	3	3	3	4	1

All prices in Pence Sterling (GBX) unless otherwise specified. Price total return performance figures are calculated on a bid price to bid price basis (mid to mid for OEICs) with net income (dividends) reinvested. Performance figures are shown in Pound Sterling (GBP).

Codes

Citicode	GMTY
SEDOL	B777808
ISIN	GB00B7778087

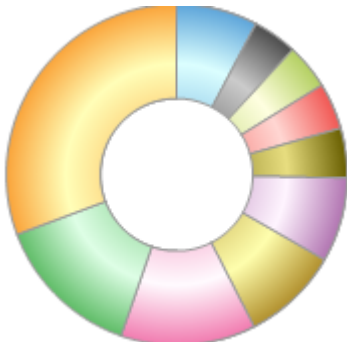
Contact Details

Address	4 Cannon St, London, EC4M 5AB
Telephone numbers	0333 300 3350 (Main Number)
Website	www.fidelityinternational.com

Fidelity Global Dividend W Inc

Asset Allocation (30 Apr 2024)

Rank	Asset Classes	%
1	United States Equities	30.70
2	United Kingdom Equities	14.00
3	France Equities	12.80
4	Germany Equities	9.20
5	Switzerland Equities	8.00
6	Spain Equities	4.70
7	Finland Equities	4.40
8	Japan Equities	4.30
9	Netherlands Equities	4.20
10	Others	7.70



Powered by data from FE fundinfo

Regional Breakdown (30 Apr 2024)

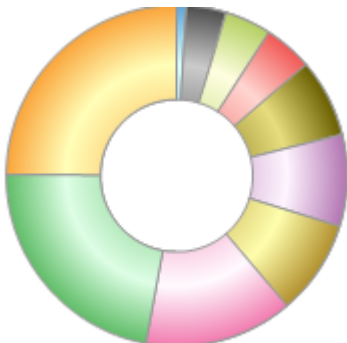
Rank	Regions	%
1	United States	30.70
2	United Kingdom	14.00
3	France	12.80
4	Germany	9.20
5	Switzerland	8.00
6	Spain	4.70
7	Finland	4.40
8	Japan	4.30
9	Netherlands	4.20
10	Others	7.70



Powered by data from FE fundinfo

Sector Breakdown (30 Apr 2024)

Rank	Sectors	%
1	Financials	24.90
2	Industrials	22.20
3	Consumer Staples	14.10
4	Information Technology	9.00
5	Health Care	8.70
6	Utilities	7.40
7	Materials	4.60
8	Communication Services	4.40
9	Consumer Discretionary	3.80
10	Uninvested Cash	0.90



Powered by data from FE fundinfo

Top Holdings (30 Apr 2024)

Rank	Largest Holdings	%
1	UNILEVER PLC	4.30
2	RELX PLC	3.90

Fidelity Global Dividend W Inc

Rank	Largest Holdings	%
3	DEUTSCHE BOERSE AG	3.80
4	OMNICOM GROUP INC	3.40
5	LEGRAND SA	3.30
6	SANOFI	3.20
7	MUNICH RE GROUP	3.20
8	PROGRESSIVE CORP OHIO	3.10
9	COLGATE-PALMOLIVE CO	3.10
10	IBERDROLA SA	3.00