

Phoenix Wealth Invesco Japanese Equity Advantage

Fund objective

The Phoenix Wealth Invesco Japanese Equity Advantage Fund invests in the Invesco Japanese Equity Advantage Fund. The objective of the Invesco Japanese Equity Advantage Fund is to achieve long-term (5 years plus) capital growth. The Fund will invest at least 80% of its assets in shares or other equity related securities of companies incorporated, domiciled or carrying out the main part of their economic activity in Japan.

Detailed fund information

Unit name Phoenix Wealth Invesco Japanese Equity Advantage

FE fundinfo Crown Rating 

Sector Japan Equities

Domicile United Kingdom

Fund currency GBP

Unit currency GBP

Launch date 30-Nov-2011

Fund size (as at 30-Oct-2024) £0.0m

Primary asset class Equity

Inc / Acc Accumulating

Price and charges

Bid price (as at 31-Oct-2024) GBP 3.93

Offer price (as at 31-Oct-2024) GBP 3.93

Initial charge n/a

Annual charge 1.25%

Codes

Citicode 00XH

ISIN GB00B3X0Q326

Management information

Fund manager Tadao Minaguchi

Start date 01-Jul-2024

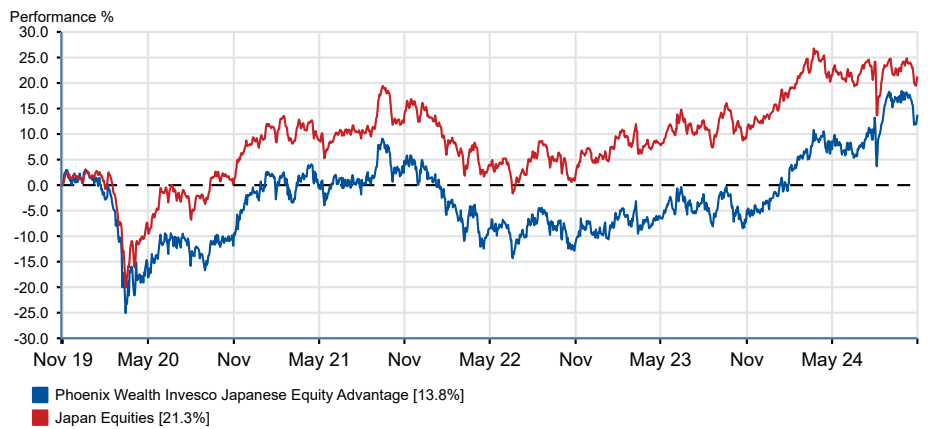
Address 1 Wythall Green Way,
Wythall, Birmingham

Tel 0345 129 9993 (Main Number)

Website www.phoenixwealth.co.uk

Email SIPPenquiries@SIPP-phoenixwealth.co.uk

Past performance overview fund vs. sector



Cumulative performance (%)

	YTD	3m	6m	1y	3ys	5ys
Phoenix Wealth Invesco Japanese Equity Advantage	+15.3	+3.2	+4.8	+22.8	+11.1	+13.8
Japan Equities	+4.7	-2.4	-0.3	+10.9	+8.0	+21.3

Discrete performance (%)

	YTD	2023	2022	2021	2020	2019
Phoenix Wealth Invesco Japanese Equity Advantage	+15.3	+8.0	-9.3	+1.5	-2.2	+6.3
Japan Equities	+4.7	+9.6	-6.1	+3.0	+7.6	+13.2

Growth of £1000 over 3 years

Total return performance of the fund rebased to 1000. Your actual return would be reduced by the cost of buying and selling the fund, and inflation.

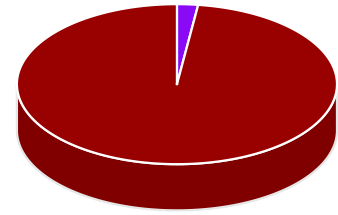


■ Fund

All prices in Pence Sterling (GBX) unless otherwise specified. Price performance figures are calculated on a bid price to bid price basis with net income (dividends) reinvested. Performance figures are shown in Sterling.

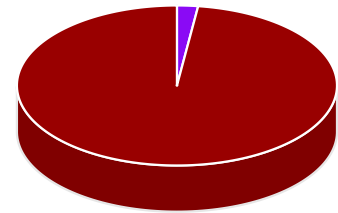
Asset allocation

Key	Rank	Asset class	% of Fund (30.09.2024)
A	1	Japanese Equities	97.9
B	2	Money Market	2.1



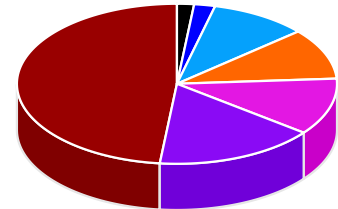
Regional breakdown

Key	Rank	Region	% of Fund (30.09.2024)
A	1	Japan	97.9
B	2	Money Market	2.1



Sector breakdown

Key	Rank	Sector	% of Fund (30.09.2024)
A	1	Manufacturing	48.3
B	2	Transport & Communications	16.3
C	3	Services	11.5
D	4	Commerce	10.3
E	5	Finance & Insurance	9.8
F	6	Cash	2.1
G	7	Construction	1.7



Top ten holdings

Rank	Holding	% of Fund (30.09.2024)
1	Sanrio	4.7
2	Canon	4.7
3	USS	4.5
4	Keyence	4.5
5	Toto	4.3
6	Orix	4.1
7	Hoya	4.1
8	Trend Micro	3.7
9	Taiyo Nippon Sanso	3.6
10	OBIC Business Consultant	3.4